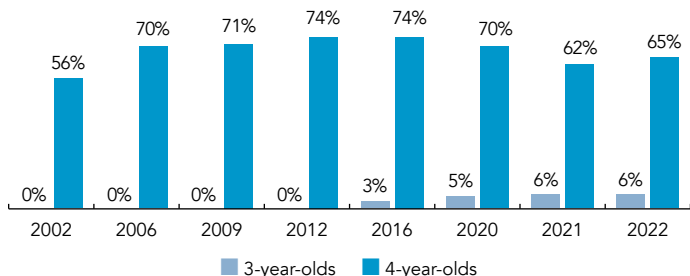
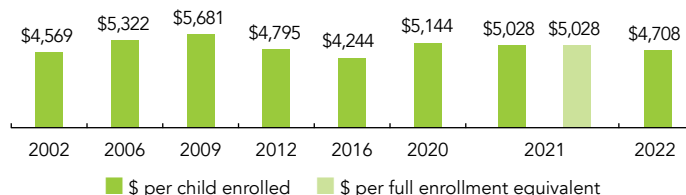


Oklahoma

PERCENT OF STATE POPULATION ENROLLED



STATE SPENDING PER CHILD ENROLLED (2022 DOLLARS)



OVERVIEW

During the 2021-2022 school year, Oklahoma preschool enrolled 39,240 children, an increase of 790 from the prior year, as the program began to recover from the impact of the COVID-19 pandemic. State spending totaled \$184,734,990, down \$8,606,291 (4%), adjusted for inflation since last year. State spending per child equaled \$4,708 in 2021-2022, down \$321 from 2020-2021, adjusted for inflation. Oklahoma met 9 of 10 quality standards benchmarks.

WHAT'S NEW

A number of new initiatives were launched at the Oklahoma State Department of Education (OSDE) during the 2021-2022 school year in support of quality early childhood programming. To support teachers and administrators with foundational reading instruction, OSDE developed a suite of nine professional learning modules, the From the Start Reading Project, exploring knowledge and practice of early literacy grounded in the science of reading. Additionally, OSDE allocated \$2.5 million dollars of federal relief funding to launch Dolly Parton's Imagination Library of Oklahoma, a book gifting program delivering high-quality, age-appropriate books each month to children birth to five.

To support schools in boosting enrollment in pre-k, a Ready Together guidance document and an associated toolkit were provided to districts. In the summer of 2022, OSDE supported the Oklahoma Head Start Collaboration Office in hosting the first ever Early Childhood Transition Summit. The Summit brought together over 100 participants from public school, Head Start, child care, and SoonerStart (Oklahoma's early intervention program) to engage in a day of learning and collaborating to ensure successful transitions for students and families.

In December 2022, Oklahoma was awarded a federal Preschool Development Grant Birth through Five (PDG B-5) renewal grant for \$12 million. Funds are planned to be used for improving infrastructure, including streamlined data collection and usage through the expansion of the Early Learning Inventory and creation of an Early Childhood Integrated Data System.

BACKGROUND

Oklahoma launched its Early Childhood Four-Year-Old Program in 1980, intending to serve all 4-year-olds in the state. In 1990, the program received statewide funding for 4-year-olds eligible for the federal Head Start program, but local areas could choose to serve additional 4-year-olds with local funds or tuition. In 1998, Oklahoma became the second state in the nation to provide free preschool for all 4-year-olds, with 100% of school districts providing the program. In addition, funding for 3-year-olds is provided by the Oklahoma Early Childhood Program (OECF) through a pass-through from the state to public school districts.

In spring 2020, the Oklahoma State Legislature approved revisions to the Oklahoma Academic Standards for Science and Fine Arts, which both included pre-K standards and emphasized play-based learning. Also passed was legislation requiring an additional layer of support for a more detailed review of instructional materials for grades PK-12. Facilitated by the OSDE, a committee of expert educators are reviewing materials to establish Tier 1, 2 or 3 level instructional materials based on a robust, subject and grade level specific rubric.

ACCESS RANKINGS	
4-YEAR-OLDS	3-YEAR-OLDS
3	20

RESOURCE RANKINGS	
STATE SPENDING	ALL REPORTED SPENDING
31	14

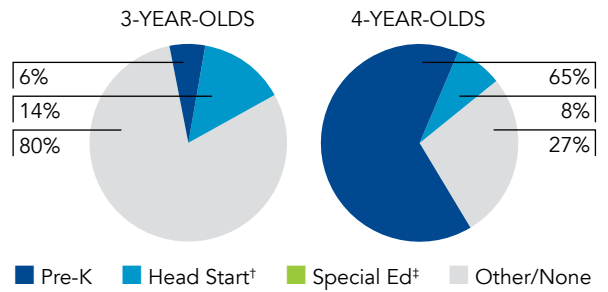
TOTAL BENCHMARKS MET
9

OKLAHOMA EARLY CHILDHOOD FOUR-YEAR-OLD PROGRAM

ACCESS

Total state pre-K enrollment.....	39,240
School districts that offer state program.....	100%
Income requirement.....	No income requirement
Minimum hours of operation.....	2.5 hours/day; 5 days/week
Operating schedule.....	School or academic year
Special education enrollment, ages 3 and 4.....	4,145
Federally funded Head Start enrollment, ages 3 and 4.....	11,443
State-funded Head Start enrollment, ages 3 and 4.....	0

PERCENT OF POPULATION ENROLLED IN PUBLIC ECE



† Some Head Start children may also be counted in state pre-K.
 ‡ Estimates children in special education not also enrolled in state pre-K or Head Start.

QUALITY STANDARDS CHECKLIST

POLICY	OK PRE-K REQUIREMENT	BENCHMARK	REQUIREMENT MEETS BENCHMARK?
Early learning & development standards	Comprehensive, aligned, supported, culturally sensitive	Comprehensive, aligned, supported, culturally sensitive	<input checked="" type="checkbox"/>
Curriculum supports	Approval process & supports	Approval process & supports	<input checked="" type="checkbox"/>
Teacher degree	BA	BA	<input checked="" type="checkbox"/>
Teacher specialized training	ECE	Specializing in pre-K	<input checked="" type="checkbox"/>
Assistant teacher degree	HSD	CDA or equivalent	<input type="checkbox"/>
Staff professional development	15 hours/year; PD plans; Coaching	For teachers & assistants: At least 15 hours/year; individual PD plans; coaching	<input checked="" type="checkbox"/>
Maximum class size	18 (3-year-olds); 20 (4-year-olds)	20 or lower	<input checked="" type="checkbox"/>
Staff-child ratio	1:9 (3-year-olds); 1:10 (4-year-olds)	1:10 or better	<input checked="" type="checkbox"/>
Screening & referral	Vision, hearing, immunizations	Vision, hearing & health screenings; & referral	<input checked="" type="checkbox"/>
Continuous quality improvement system	Structured classroom observations; Data used for program improvement	Structured classroom observations; data used for program improvement	<input checked="" type="checkbox"/>

9

For more information about the benchmarks, see the Executive Summary and Roadmap to State Profile Pages.

* Indicates that while policy meets the benchmark, it is not being implemented fully.

RESOURCES

Total state pre-K spending.....	\$184,734,990
Local match required?.....	No
State Head Start spending.....	\$1,806,005
State spending per child enrolled.....	\$4,708
All reported spending per child enrolled*.....	\$10,708

* Pre-K programs may receive additional funds from federal or local sources that are not included in this figure.

† Head Start per-child spending includes funding only for 3- and 4-year-olds.

‡ K-12 expenditures include capital spending as well as current operating expenditures.

SPENDING PER CHILD ENROLLED

