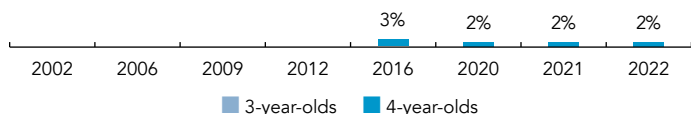
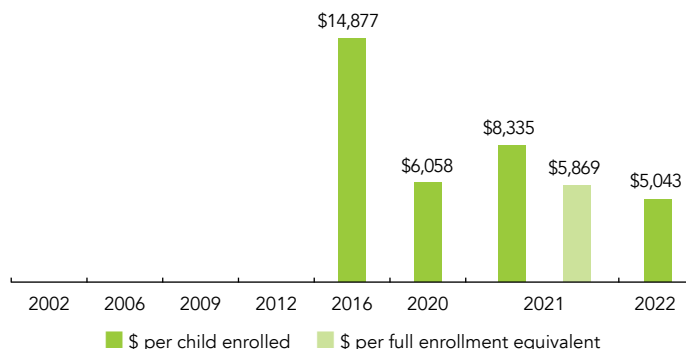


# Guam

PERCENT OF STATE POPULATION ENROLLED



STATE SPENDING PER CHILD ENROLLED (2022 DOLLARS)



## OVERVIEW

During the 2021-2022 school year, Guam preschool enrolled 57 children, an increase of seven from the prior year, as the program began to recover from the impact of the COVID-19 pandemic. State spending totaled \$287,425, a decrease of \$129,309 (31%), adjusted for inflation since last year. State spending per child equaled \$5,043 in 2021-2022, down \$382 from 2020-2021, adjusted for inflation. Guam met 6 of 10 quality standards benchmarks.

## WHAT'S NEW

In December 2022 Guam was awarded a federal Preschool Development Grant Birth through Five (PDG B-5) renewal grant for \$2.8 million. Funds are planned to be used for island-wide systemic improvements, parent engagement activities, and school readiness activities.

## BACKGROUND

The Guam Department of Education's publicly funded Pilot Prekindergarten Program is available in all four regions of the territory's single school district. Each region has one Prekindergarten Program classroom located within a public school. All age-eligible children may enroll in the program, which has no income limit for eligibility. Guam's Prekindergarten Program operates six hours a day, five days a week, following the school year or academic calendar, and providing 978 hours of services per year. Both lunch and breakfast are served to children attending the program.

The program's maximum class size is 18 children, with a teacher-to-student ratio of 1 to 9. Lead teachers are required to have an associate degree with early childhood education specialization and either pre-K or pre-K to 2nd grade certification. Lead teachers also are required to participate in 30 clock hours of in-service professional development annually. Assistant teachers are required to hold a high school diploma, but are not required to participate in any professional development.

A formal evaluation of the program was conducted by the Guam Department of Education's Administrator for Research, Planning & Evaluation in 2018 and is currently under review by the Guam Education Board.

TOTAL BENCHMARKS MET


6

# GUAM DEPARTMENT OF EDUCATION PREKINDERGARTEN PROGRAM

## ACCESS

Total state pre-K enrollment .....	57
School districts that offer state program .....	100%
Income requirement .....	No income requirement
Minimum hours of operation .....	6 hours/day; 5 days/week
Operating schedule .....	School or academic year
Special education enrollment, ages 3 and 4 .....	83
Federally funded Head Start enrollment, ages 3 and 4 .....	534
State-funded Head Start enrollment, ages 3 and 4 .....	0

## PERCENT OF POPULATION ENROLLED IN PUBLIC ECE



## QUALITY STANDARDS CHECKLIST

POLICY	GUAM PRE-K REQUIREMENT	BENCHMARK	REQUIREMENT MEETS BENCHMARK?
Early learning & development standards	Comprehensive, aligned, supported, culturally sensitive	<b>Comprehensive, aligned, supported, culturally sensitive</b>	<input checked="" type="checkbox"/>
Curriculum supports	Approval process & supports	<b>Approval process &amp; supports</b>	<input checked="" type="checkbox"/>
Teacher degree	AA	<b>BA</b>	<input type="checkbox"/>
Teacher specialized training	ECE	<b>Specializing in pre-K</b>	<input checked="" type="checkbox"/>
Assistant teacher degree	HSD	<b>CDA or equivalent</b>	<input type="checkbox"/>
Staff professional development	30 hours/year (teachers only); PD plans (teachers only); Coaching	<b>For teachers &amp; assistants: At least 15 hours/year; individual PD plans; coaching</b>	<input type="checkbox"/>
Maximum class size	18 (4-year-olds)	<b>20 or lower</b>	<input checked="" type="checkbox"/>
Staff-child ratio	1:9 (4-year-olds)	<b>1:10 or better</b>	<input checked="" type="checkbox"/>
Screening & referral	Vision, hearing, health & more	<b>Vision, hearing &amp; health screenings; &amp; referral</b>	<input checked="" type="checkbox"/>
Continuous quality improvement system	None	<b>Structured classroom observations; data used for program improvement</b>	<input type="checkbox"/>

6

For more information about the benchmarks, see the Executive Summary and Roadmap to State Profile Pages.

\* Indicates that while policy meets the benchmark, it is not being implemented fully.

## RESOURCES

Total state pre-K spending .....	\$287,425
Local match required? .....	No
State Head Start spending .....	\$829,376
State spending per child enrolled .....	\$5,043
All reported spending per child enrolled* .....	\$5,043

\* Pre-K programs may receive additional funds from federal or local sources that are not included in this figure.

† Head Start per-child spending includes funding only for 3- and 4-year-olds.

‡ K-12 expenditures include capital spending as well as current operating expenditures.

## SPENDING PER CHILD ENROLLED

