

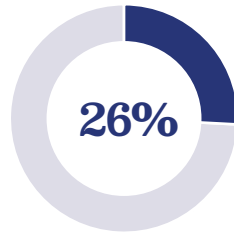
# Maryland

## FUNDING OVERVIEW

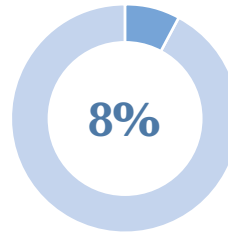
**\$102,324,182**  
Federal Funding

**\$2,533,270**  
State Supplemental Funding

## ENROLLMENT OVERVIEW



of 3- and 4-year-olds in poverty in Maryland enrolled in Head Start



of children under 3 in poverty in Maryland enrolled in Early Head Start



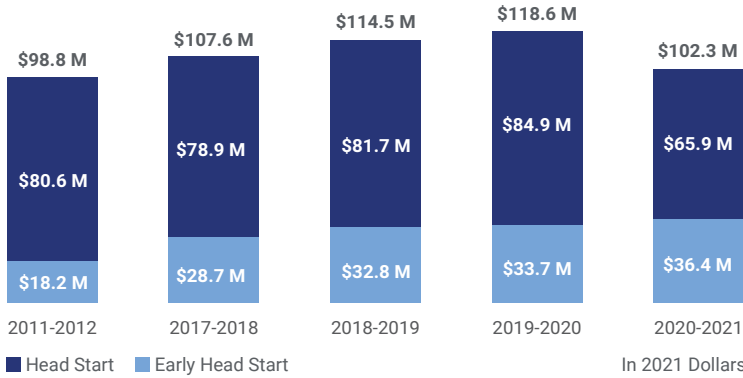
### POVERTY

Both Head Start and Early Head Start are falling short of reaching children in poverty, despite a decrease in the number of children in poverty.

Nationally, Head Start funding per child is less in states with higher child poverty whereas Early Head Start funding per child is higher in states with higher child poverty. How does your state compare?

*Learn more on page 16 of this report.*

## Total Head Start and Early Head Start Federal Funding (in millions)

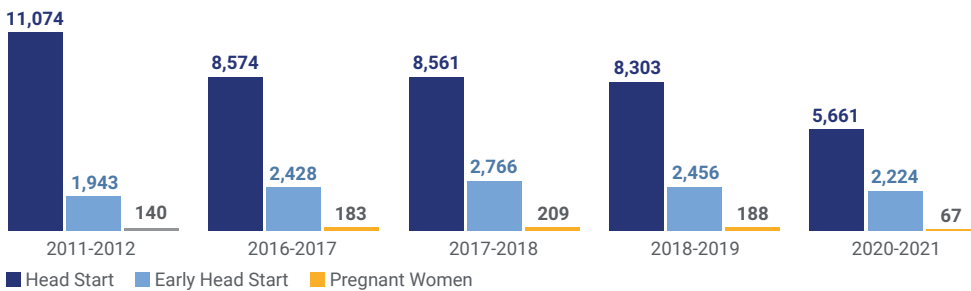


## Funding Per Child

**HEAD START**  
**\$9,472**  
per child

**EARLY HEAD START**  
**\$16,293**  
per child

## Total Number of Children and Pregnant Women Enrolled



## IMPACTS OF COVID-19

### Impact of Covid-19 on: Number Enrolled

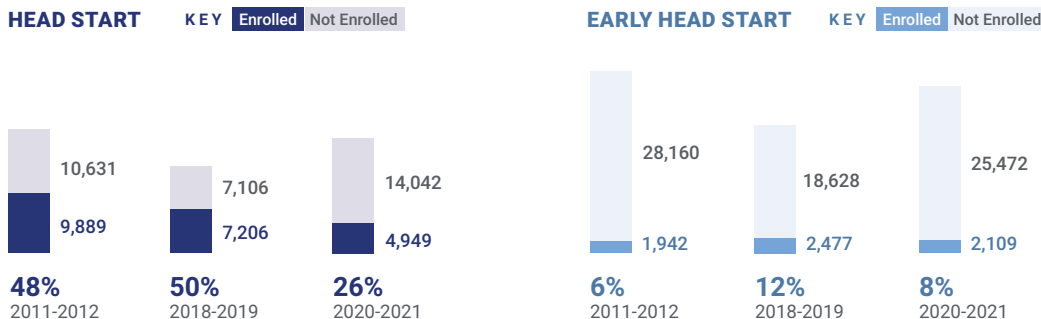
**-2,642**

fewer children enrolled in Head Start than in 2018-2019.

**-232**

fewer children enrolled in Early Head Start than in 2018-2019.

## Percent and Number of Children in Poverty Enrolled in Head Start and Early Head Start Compared to Number of Children in Poverty in the State



### Percent of Children in Poverty Enrolled

**-24 percentage points**  
lower in 2020-2021 than 2018-2019.

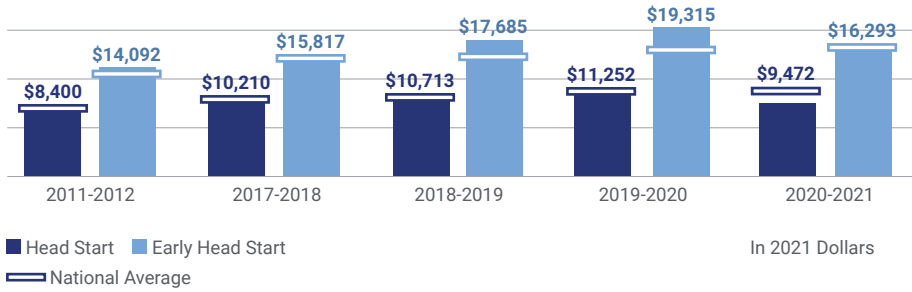
**-4 percentage points**  
lower in 2020-2021 than 2018-2019.

■ Head Start ■ Early Head Start

*Learn more about the impact of the COVID-19 Pandemic on page 12.*

All funding and salary amounts have been adjusted for differences in cost of living between states. See the Methodology for more information.

### Head Start and Early Head Start Federal Funding Per Child

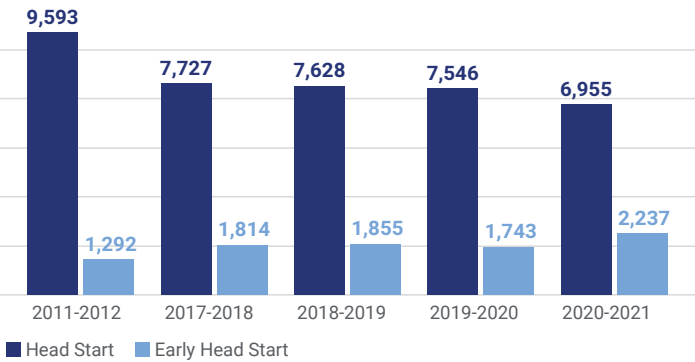


### RACE & ETHNICITY

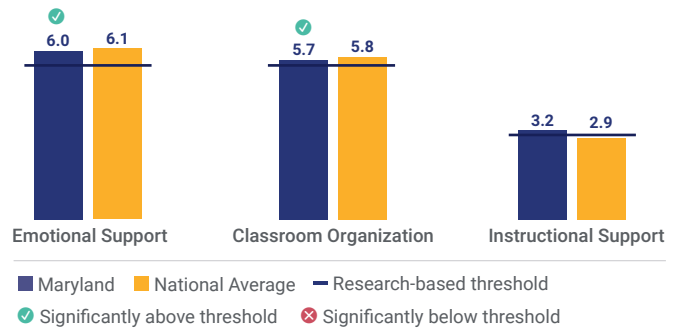
Nationally, Head Start funding per child is less in states with a higher percent of Black children in enrolled. Additionally, observed classroom quality—specifically Emotional Support and Classroom Organization scores—was significantly lower in states in which Black children were a larger percentage of Head Start enrollment.

*Learn more on page 18 of this report.*

### Head Start and Early Head Start Funded Enrollment



### Average CLASS Pre-K Scores 2016-2019



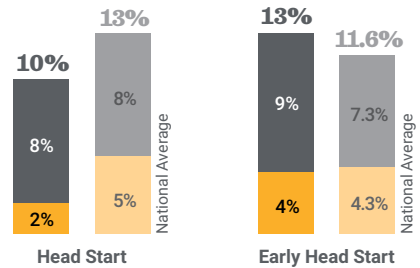
### STATE VARIATION

There are large state-by-state differences in Head Start and Early Head Start funding, enrollment, teacher salaries, program components, and quality that are not explained by differences in state population eligibility and needs. How does your state compare?

*Learn more on page 22 of this report.*

### Percent of Children Enrolled in Head Start and Early Head Start With an IEP/IFSP

■ IEP/IFSP at enrollment  
 ■ IEP/IFSP determined during program year

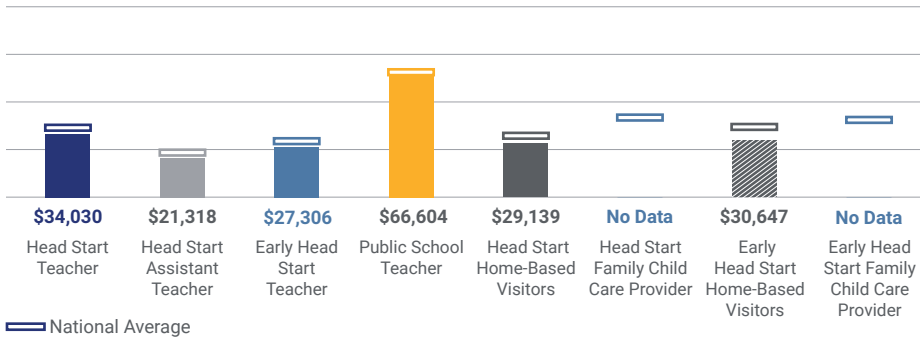


### IMPACTS OF COVID-19

Nationally, the Covid-19 pandemic did not have a negative impact on staff turnover, though it is still concerning that 14% of Head Start and Early Head Start staff left during the program year. How did your state compare?

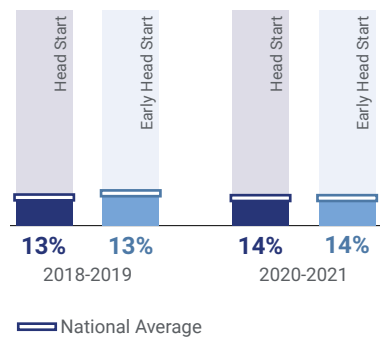
### Average Head Start and Early Head Start Education & Child Development Staff Salaries Compared to Public School Teacher Salaries

Salaries adjusted for state cost of living.



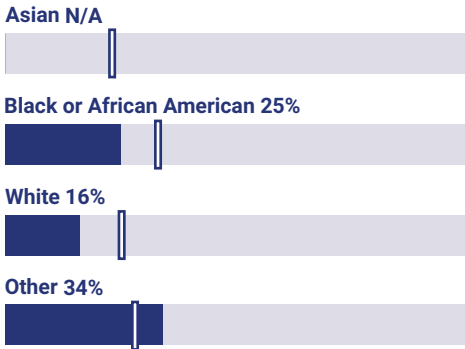
### Head Start and Early Head Start Staff Turnover

2018-2019 compared to 2020-2021




Percent of Children in Poverty Enrolled, by Race:

HEAD START



— National Average

EARLY HEAD START



N/A Not available

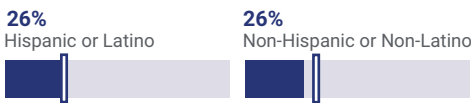


RACE & ETHNICITY

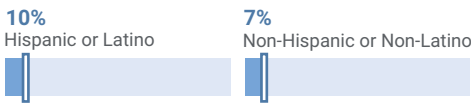
Head Start enrollment, funding, and classroom experiences vary by child race and ethnicity in ways that are not easily explained, highlighting inequities. Head Start reaches a smaller percent of eligible children in more racially and ethnically diverse states. How does your state compare?

Percent of Children in Poverty Enrolled, by Ethnicity:

HEAD START



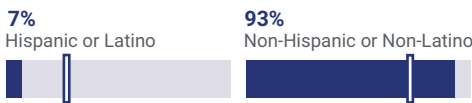
EARLY HEAD START



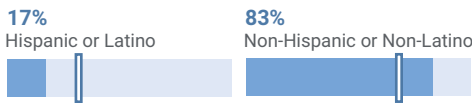
— National Average

Percent of Education & Child Development Staff, by Ethnicity:

HEAD START



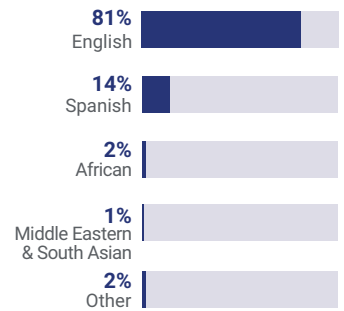
EARLY HEAD START



— National Average

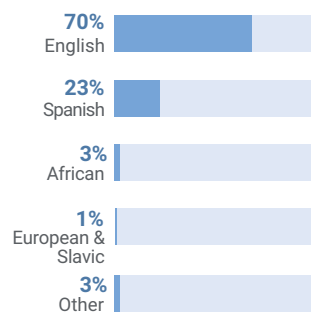
Child Home Languages

HEAD START



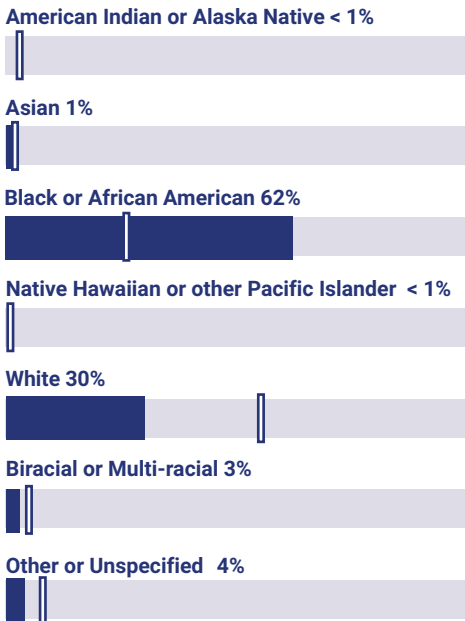
Child Home Languages

EARLY HEAD START



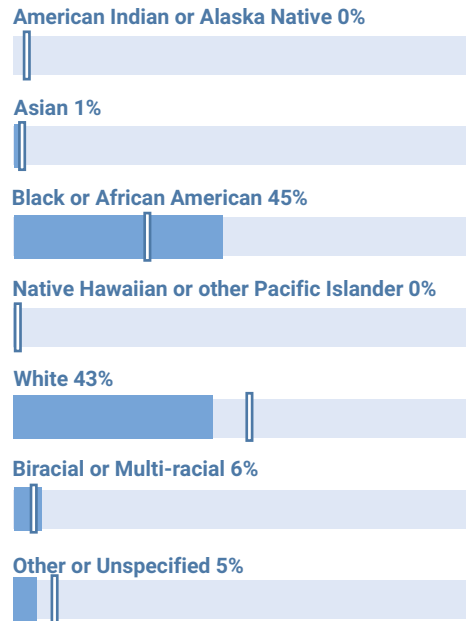
Percent of Education & Child Development Staff, by Race:

HEAD START



— National Average

EARLY HEAD START



— National Average

Education & Child Development Staff Language Proficiency

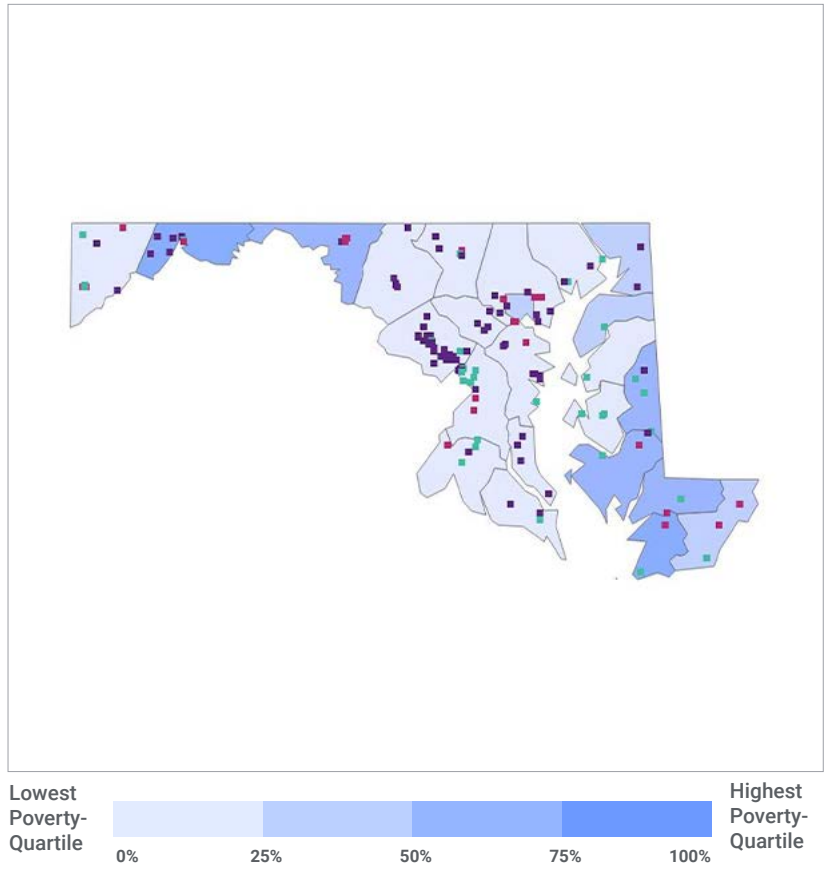
**11%** **18%**

of Head Start Education & Child Development Staff are proficient in a language other than English.

of Early Head Start Education & Child Development Staff are proficient in a language other than English.

### Location of Head Start Centers Compared to the Percent of Families with Children under age 5 in Poverty, by County

<b>Total Centers</b>	<b>212</b>
■ Head Start	132
■ Early Head Start	53
■ Head Start & Early Head Start	27
■ AIAN Head Start & Early Head Start	0
■ Migrant and Seasonal Head Start	0



#### STATE VARIATION

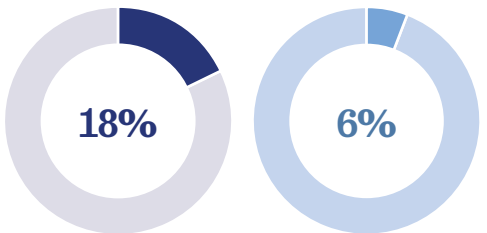
The location of Head Start programs in relation to where children in poverty live varies greatly by state.

In some states centers tend to be concentrated in higher poverty counties; but in other states, the location of Head Start centers is related to population density.

States should ensure programs are accessible to eligible families. This could include ensuring programs are located in neighborhoods near children living in poverty and/or providing transportation to a greater number of children.

*Learn more on page 22 of this report.*

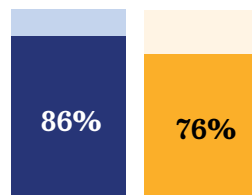
#### Percent of Children Who Receive Transportation to and from Head Start



of Head Start children receive transportation

of Early Head Start children receive transportation

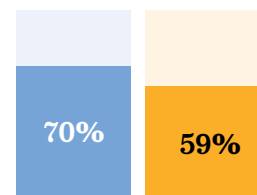
#### Percent of Head Start Funded Enrollment Receiving At Least 1,020 Hours Annually



Maryland

National Average

#### Percent of Early Head Start Funded Enrollment Receiving At Least 1,380 Hours Annually



Maryland

National Average