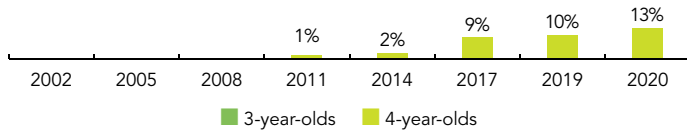
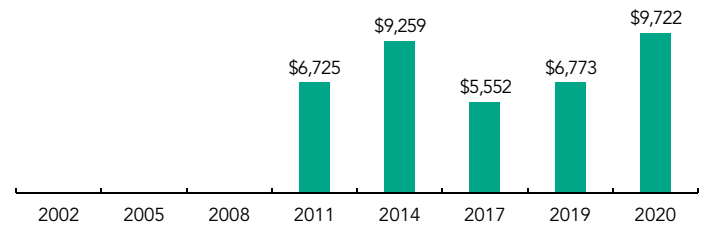


Rhode Island

PERCENT OF STATE POPULATION ENROLLED



STATE SPENDING PER CHILD ENROLLED (2020 DOLLARS)



OVERVIEW

Rhode Island preschool enrolled 1,420 children in 2019-2020, an increase of 340 children from the prior year. State funding totaled \$13,804,779, up \$6,490,325 (89%), adjusted for inflation, since last year. State spending per child equaled \$9,722 in 2019-2020, up \$2,949 from 2018-2019, adjusted for inflation. Rhode Island met 10 of 10 quality standards benchmarks.

WHAT'S NEW

The Rhode Island State Pre-Kindergarten Program expanded by 340 seats for the 2019-2020 school year and began to braid funding with federal Head Start funding. Rhode Island was one of 23 states awarded a three-year PDG B-5 renewal grant for \$8.94 million per year designed to implement the strategic plan developed with the 2018 PDG B-5 planning grant. Approximately \$3 million will be used each year to continue adding seats to provide access to high-quality pre-K programs for 4 year olds.

In Spring 2020 all state-funded preschool programs closed due to the COVID-19 pandemic and were required to provide virtual instruction. All but two classrooms physically re-opened in at the beginning of the 2020-21 school year.

BACKGROUND

The Rhode Island State Pre-Kindergarten Program, launched in 2009, is provided in public schools, Head Start programs, and private child care. All children who turn 4 years old by September 1 and are living in participating communities are eligible for the program, but enrollment is determined by lottery.

The Rhode Island Department of Education oversees the pre-K program, which is funded through the Rhode Island school funding formula, approved in 2010. Using a phased-in approach, \$10 million was invested over 10 years to expand access to high-quality pre-K, beginning with communities with a high proportion of children eligible for free or reduced-price lunch.

In 2014, Rhode Island received a \$19 million federal PDG grant to expand access to its high-quality pre-K program. PDG funding was used to expand access in high-need communities and to improve program monitoring, evaluation, and technical assistance. As a result of PDG support, enrollment nearly doubled between the 2015-2016 and 2016-2017 school years, and leveled off as planned in 2017-2018 and 2018-2019.

Teachers in the program must hold a bachelor's degree in early childhood. The Rhode Island Department of Elementary and Secondary Education provides training and technical assistance through a vendor to all staff on an ongoing basis. The Rhode Island Pre-Kindergarten Program has been assessed for both process quality and program impact/child outcomes, including classroom quality and child outcomes in literacy, arithmetic, and social-emotional development. Additionally, a new evaluation of the program is underway, which will gauge child outcomes, overarching classroom quality and include an analysis of long-term costs.

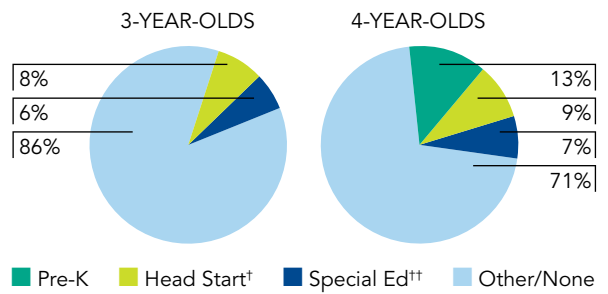
ACCESS RANKINGS		RESOURCE RANKINGS		TOTAL BENCHMARKS MET
4-YEAR-OLDS	3-YEAR-OLDS	STATE SPENDING	ALL REPORTED SPENDING	
32	None Served	5	3	10

RHODE ISLAND STATE PREKINDERGARTEN PROGRAM

ACCESS

Total state pre-K enrollment	1,420
School districts that offer state program	33% (communities)
Income requirement	No income requirement
Minimum hours of operation	6 hours/day; 5 days/week
Operating schedule	School or academic year
Special education enrollment, ages 3 and 4	1,924
Federally funded Head Start enrollment, ages 3 and 4	1,859
State-funded Head Start enrollment, ages 3 and 4	130

PERCENT OF POPULATION ENROLLED IN PUBLIC ECE



† Estimates children in Head Start not also enrolled in state pre-K.
 †† Estimates children in special education not also enrolled in state pre-K or Head Start.

QUALITY STANDARDS CHECKLIST

POLICY	RI PRE-K REQUIREMENT	BENCHMARK	REQUIREMENT MEETS BENCHMARK?
Early learning & development standards	Comprehensive, aligned, supported, culturally sensitive	Comprehensive, aligned, supported, culturally sensitive	<input checked="" type="checkbox"/>
Curriculum supports	Approval process & supports	Approval process & supports	<input checked="" type="checkbox"/>
Teacher degree	BA	BA	<input checked="" type="checkbox"/>
Teacher specialized training	ECE	Specializing in pre-K	<input checked="" type="checkbox"/>
Assistant teacher degree	9 or more ECE/CD credits (public); HSD + 12 ECE/CD credits or CDA (nonpublic)	CDA or equivalent	<input checked="" type="checkbox"/>
Staff professional development	20 hours/year; PD plans; Coaching	For teachers & assistants: At least 15 hours/year; individual PD plans; coaching	<input checked="" type="checkbox"/>
Maximum class size	20 (4-year-olds)	20 or lower	<input checked="" type="checkbox"/>
Staff-child ratio	1:10 (4-year-olds)	1:10 or better	<input checked="" type="checkbox"/>
Screening & referral	Vision, hearing, health & more	Vision, hearing & health screenings; & referral	<input checked="" type="checkbox"/>
Continuous quality improvement system	Structured classroom observations; Data used for program improvement	Structured classroom observations; data used for program improvement	<input checked="" type="checkbox"/>

10

For more information about the benchmarks, see the Executive Summary and Roadmap to State Profile Pages.

RESOURCES

Total state pre-K spending	\$13,804,779
Local match required?	No
State Head Start spending	\$1,190,000
State spending per child enrolled	\$9,722
All reported spending per child enrolled*	\$10,650

* Pre-K programs may receive additional funds from federal or local sources that are not included in this figure.

** Head Start per-child spending includes funding only for 3- and 4-year-olds.

*** K-12 expenditures include capital spending as well as current operating expenditures.

SPENDING PER CHILD ENROLLED

