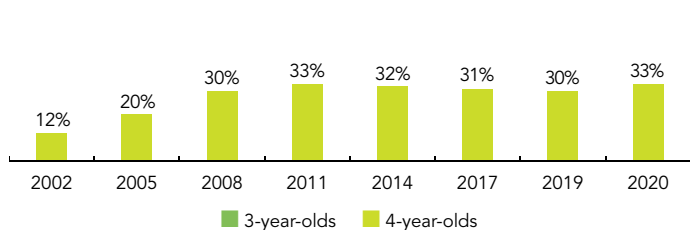
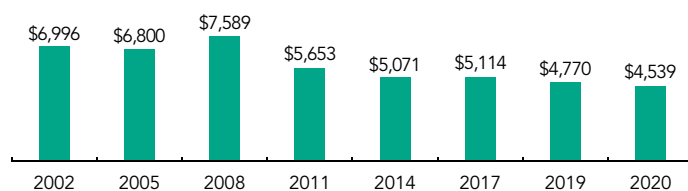


Louisiana

PERCENT OF STATE POPULATION ENROLLED



STATE SPENDING PER CHILD ENROLLED
(2020 DOLLARS)



OVERVIEW

Louisiana preschool programs enrolled 20,455 children in 2019-2020, an increase of 1,614 children from the prior year. State funding totaled \$48,004,179 and \$44,833,620 in TANF funds were also used to support program, up \$2,968,266 (3%), adjusted for inflation, since last year. State spending per child (including TANF funds) equaled \$4,539 in 2019-2020, down \$231 from 2018-2019, adjusted for inflation. Louisiana met an average of 7.9 of 10 quality standards benchmarks.

WHAT'S NEW

Louisiana was one of 23 states awarded a three-year PDG B-5 renewal grant for \$11,178,750 designed to implement the strategic plan developed with the 2018 PDG B-5 planning grant.

On March 16, 2020 all three of Louisiana's state-funded preschool programs closed due to the COVID-19 pandemic. The state did not require remote learning, but all programs were encouraged to develop a virtual or home-based model of instruction for preschool students. There was a mix of in-person and remote instruction when the 2020-2021 school year began.

BACKGROUND

Louisiana has three distinct state funded preschool programs: the 8(g) Student Enhancement Block Grant Program (8(g)), the Cecil J. Picard LA 4 Early Childhood Program (LA 4), and the Nonpublic Schools Early Childhood Development Program (NSECD). The state also provides early childhood education through the federally funded Preschool Expansion Grant. Many school districts also use federal Title I funding to provide high-quality pre-K to 4-year-olds in public schools, typically adopting the same standards as LA 4.

The first of Louisiana's state-funded pre-K programs, initially established in 1988, is the 8(g) program. It was created to compensate for the loss of the Model Early Childhood Program when matching annual appropriations for that program ended. The 8(g) program serves 4-year-old children and priority is given to students living at or below 200% FPL. However, if all income-eligible children are served, additional students may be served if they are deemed "developmentally unprepared."

The largest of the three state-funded pre-K programs, the LA 4 program (formerly LA 4 and Starting Points), was established in 2001 and serves 4-year-old children in public schools, independent LEA charter schools, and tribal schools. Additionally, programs can subcontract with Head Start programs, private agencies, and non-independent LEA charter schools to deliver the LA 4 program. Teachers in LA 4 are required to have a minimum of a bachelor's degree and meet all the qualifications required for public school teachers, regardless of where the program is located. Eligibility for this program is based on income: all children must be at or below 200% FPL to enroll.

Also established in 2001, the NSECD program supports high-quality pre-K for 4-year-olds in nonpublic settings. Teachers in the NSECD program are required to have a bachelor's degree and assistant teachers are required to have at least a CDA. NSECD has the same eligibility requirements as the LA 4 program and funding is available for this program on a competitive basis.

During the 2012 session, the Louisiana Legislature passed Act 3, unifying multiple early childhood initiatives under the DOE and in collaboration with other state agencies. This system contains aligned program standards, a quality rating and improvement accountability system in which all programs receiving state and/or federal funds are required to participate, a unified professional development system, birth-through-five early learning and development standards, and a cross-agency integrated data system.

During the 2016-2017 school year, Louisiana completed its first full year of the unified rating and improvement system for all publicly funded childcare, Head Start and pre-K sites. The state shared information for all programs serving children birth to age 5 via a family friendly website, www.louisianaschools.com, which provides comparable information about program quality.

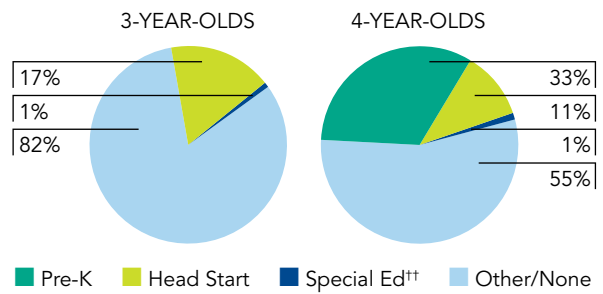
Louisiana's overall support for state-funded preschool, including enrollment and funding for 8(g), LA 4, and NSECD is depicted in the first two pages of this state profile. The third page focuses solely on 8(g), the fourth page provides information on LA 4, and the fifth page on NSECD.

LOUISIANA STATE OVERVIEW

ACCESS

Total state pre-K enrollment	20,455
Special education enrollment, ages 3 and 4	5,304
Federally funded Head Start enrollment, ages 3 and 4	17,254
State-funded Head Start enrollment, ages 3 and 4.....	0

PERCENT OF POPULATION ENROLLED IN PUBLIC ECE

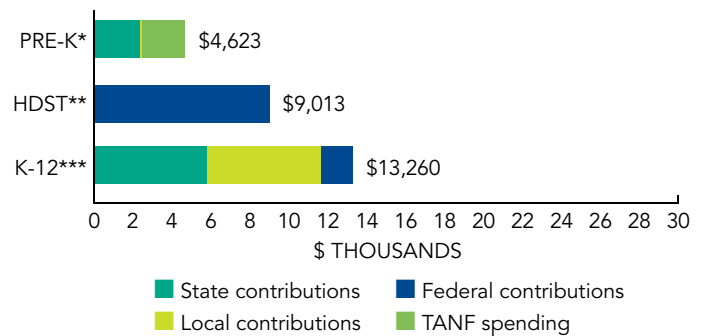


^{††} Estimates children in special education not also enrolled in state pre-K or Head Start.

RESOURCES

Total state pre-K spending	\$92,837,799
State Head Start spending	\$0
State spending per child enrolled	\$4,539
All reported spending per child enrolled*	\$4,623

SPENDING PER CHILD ENROLLED



* Pre-K programs may receive additional funds from federal or local sources that are not included in this figure.

** Head Start per-child spending includes funding only for 3- and 4-year-olds.

*** K-12 expenditures include capital spending as well as current operating expenditures.

ACCESS RANKINGS	
4-YEAR-OLDS	3-YEAR-OLDS
18	None Served

RESOURCE RANKINGS	
STATE SPENDING	ALL REPORTED SPENDING
27	34

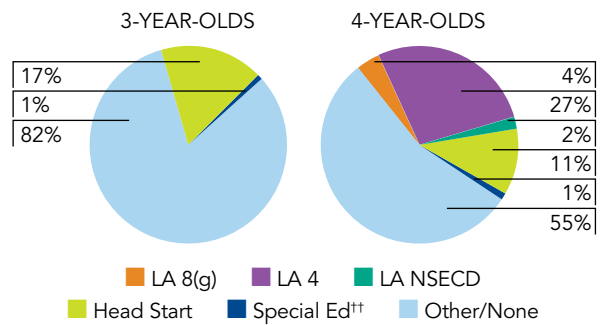
TOTAL BENCHMARKS MET
79

LOUISIANA 8(G) STUDENT ENHANCEMENT BLOCK GRANT PROGRAM

ACCESS

Total state pre-K enrollment	2,325
School districts that offer state program	93%
Income requirement	200% FPL
Minimum hours of operation	6 hours/day; 5 days/week
Operating schedule	School or academic year

PERCENT OF POPULATION ENROLLED IN PUBLIC ECE



^{††} Estimates children in special education not also enrolled in state pre-K or Head Start.

QUALITY STANDARDS CHECKLIST

POLICY	LA 8(G) REQUIREMENT	BENCHMARK	REQUIREMENT MEETS BENCHMARK?
Early learning & development standards	Comprehensive, aligned, supported, culturally sensitive	Comprehensive, aligned, supported, culturally sensitive	<input checked="" type="checkbox"/>
Curriculum supports	Approval process & supports	Approval process & supports	<input checked="" type="checkbox"/>
Teacher degree	BA	BA	<input checked="" type="checkbox"/>
Teacher specialized training	Pre-K-3	Specializing in pre-K	<input checked="" type="checkbox"/>
Assistant teacher degree	Other	CDA or equivalent	<input type="checkbox"/>
Staff professional development	18 hours/year	For teachers & assistants: At least 15 hours/year; individual PD plans; coaching	<input type="checkbox"/>
Maximum class size	20 (4-year-olds)	20 or lower	<input checked="" type="checkbox"/>
Staff-child ratio	1:10 (4-year-olds)	1:10 or better	<input checked="" type="checkbox"/>
Screening & referral	Referrals	Vision, hearing & health screenings; & referral	<input type="checkbox"/>
Continuous quality improvement system	Structured classroom observations; Data used for program improvement	Structured classroom observations; data used for program improvement	<input checked="" type="checkbox"/>

For more information about the benchmarks, see the Executive Summary and Roadmap to State Profile Pages.

7

RESOURCES

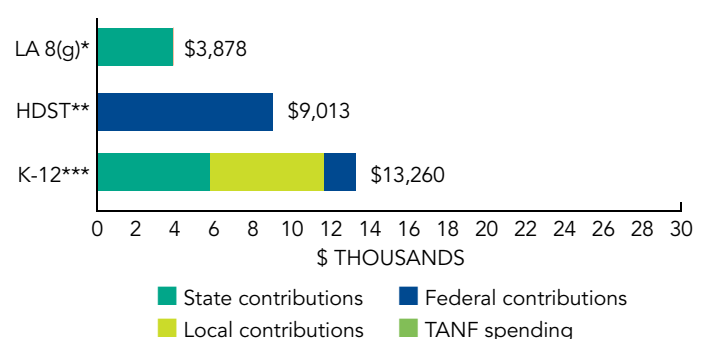
Total state pre-K spending	\$9,016,600
Local match required?	No
State spending per child enrolled	\$3,878
All reported spending per child enrolled*	\$3,878

* Pre-K programs may receive additional funds from federal or local sources that are not included in this figure.

** Head Start per-child spending includes funding only for 3- and 4-year-olds.

*** K-12 expenditures include capital spending as well as current operating expenditures.

SPENDING PER CHILD ENROLLED

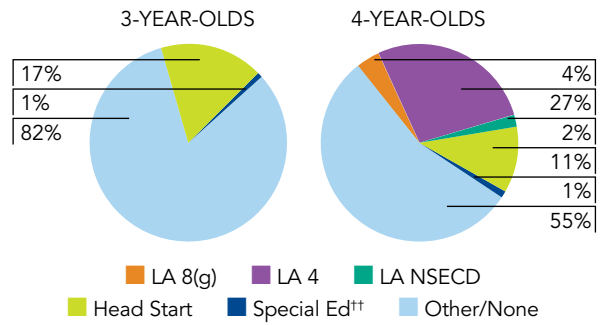


CECIL J. PICARD LA 4 EARLY CHILDHOOD PROGRAM

ACCESS

Total state pre-K enrollment	16,910
School districts that offer state program	95% (parishes)
Income requirement	200% FPL
Minimum hours of operation	6 hours/day; 5 days/week
Operating schedule	School or academic year

PERCENT OF POPULATION ENROLLED IN PUBLIC ECE



^{††} Estimates children in special education not also enrolled in state pre-K or Head Start.

QUALITY STANDARDS CHECKLIST

POLICY	LA 4 REQUIREMENT	BENCHMARK	REQUIREMENT MEETS BENCHMARK?
Early learning & development standards	Comprehensive, aligned, supported, culturally sensitive	Comprehensive, aligned, supported, culturally sensitive	<input checked="" type="checkbox"/>
Curriculum supports	Approval process & supports	Approval process & supports	<input checked="" type="checkbox"/>
Teacher degree	BA	BA	<input checked="" type="checkbox"/>
Teacher specialized training	Pre-K–3, ECE SpEd	Specializing in pre-K	<input checked="" type="checkbox"/>
Assistant teacher degree	Other	CDA or equivalent	<input type="checkbox"/>
Staff professional development	18 hours/year	For teachers & assistants: At least 15 hours/year; individual PD plans; coaching	<input type="checkbox"/>
Maximum class size	20 (4-year-olds)	20 or lower	<input checked="" type="checkbox"/>
Staff-child ratio	1:10 (4-year-olds)	1:10 or better	<input checked="" type="checkbox"/>
Screening & referral	Vision, hearing, immunizations	Vision, hearing & health screenings; & referral	<input checked="" type="checkbox"/>
Continuous quality improvement system	Structured classroom observations; Data used for program improvement	Structured classroom observations; data used for program improvement	<input checked="" type="checkbox"/>

For more information about the benchmarks, see the Executive Summary and Roadmap to State Profile Pages.



RESOURCES

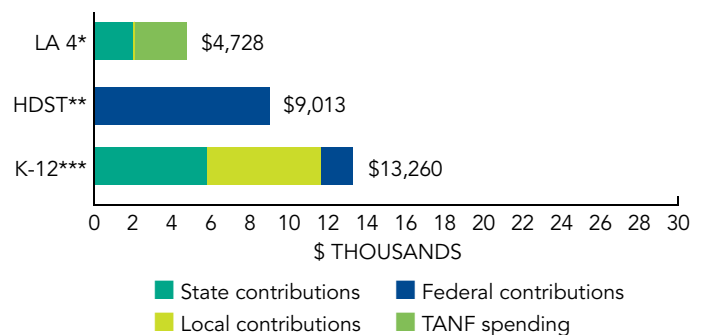
Total state pre-K spending	\$78,221,820
Local match required?	No
State spending per child enrolled	\$4,626
All reported spending per child enrolled*	\$4,728

* Pre-K programs may receive additional funds from federal or local sources that are not included in this figure.

** Head Start per-child spending includes funding only for 3- and 4-year-olds.

*** K-12 expenditures include capital spending as well as current operating expenditures.

SPENDING PER CHILD ENROLLED

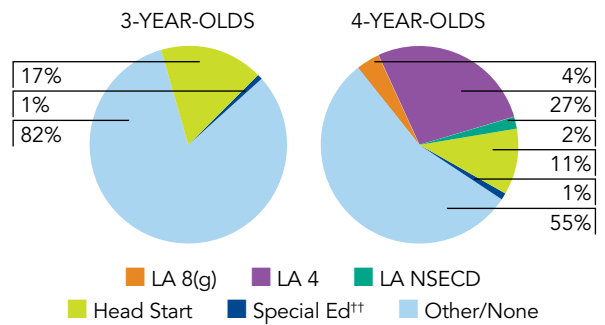


LOUISIANA NONPUBLIC SCHOOLS EARLY CHILDHOOD DEVELOPMENT PROGRAM (NSECD)

ACCESS

Total state pre-K enrollment	1,220
School districts that offer state program	2% (parishes)
Income requirement	200% FPL
Minimum hours of operation	6 hours/day; 5 days/week
Operating schedule	School or academic year

PERCENT OF POPULATION ENROLLED IN PUBLIC ECE



^{††} Estimates children in special education not also enrolled in state pre-K or Head Start.

QUALITY STANDARDS CHECKLIST

POLICY	LA NSECD REQUIREMENT	BENCHMARK	REQUIREMENT MEETS BENCHMARK?
Early learning & development standards	Comprehensive, aligned, supported, culturally sensitive	Comprehensive, aligned, supported, culturally sensitive	<input checked="" type="checkbox"/>
Curriculum supports	Approval process & supports	Approval process & supports	<input checked="" type="checkbox"/>
Teacher degree	BA	BA	<input checked="" type="checkbox"/>
Teacher specialized training	Pre-K-3, ECE SpEd	Specializing in pre-K	<input checked="" type="checkbox"/>
Assistant teacher degree	CDA	CDA or equivalent	<input checked="" type="checkbox"/>
Staff professional development	18 hours/year	For teachers & assistants: At least 15 hours/year; individual PD plans; coaching	<input type="checkbox"/>
Maximum class size	20 (4-year-olds)	20 or lower	<input checked="" type="checkbox"/>
Staff-child ratio	1:10 (4-year-olds)	1:10 or better	<input checked="" type="checkbox"/>
Screening & referral	Vision, hearing, immunizations	Vision, hearing & health screenings; & referral	<input checked="" type="checkbox"/>
Continuous quality improvement system	Structured classroom observations; Data used for program improvement	Structured classroom observations; data used for program improvement	<input checked="" type="checkbox"/>

9

For more information about the benchmarks, see the Executive Summary and Roadmap to State Profile Pages.

RESOURCES

Total state pre-K spending	\$5,599,379
Local match required?	No
State spending per child enrolled	\$4,590
All reported spending per child enrolled*	\$4,590

* Pre-K programs may receive additional funds from federal or local sources that are not included in this figure.

** Head Start per-child spending includes funding only for 3- and 4-year-olds.

*** K-12 expenditures include capital spending as well as current operating expenditures.

SPENDING PER CHILD ENROLLED

