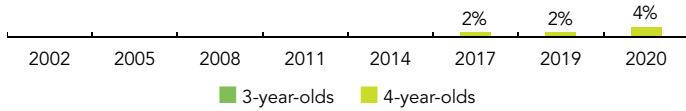
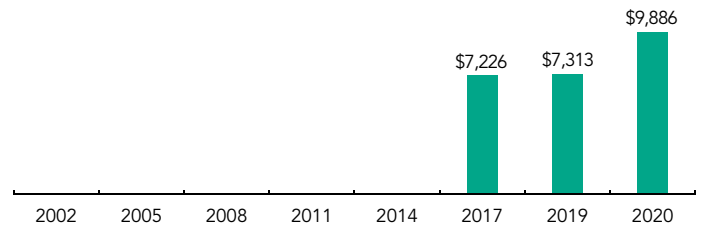


# Hawaii

PERCENT OF STATE POPULATION ENROLLED



STATE SPENDING PER CHILD ENROLLED (2020 DOLLARS)



## OVERVIEW

Hawaii preschool enrolled 679 children in 2019-2020, an increase of 264 children from the prior year. State funding totaled \$6,712,298, up \$3,677,322 (121%), adjusted for inflation, since last year. State spending per child equaled \$9,886 in 2019-2020 up \$2,572 from 2018- 2019, adjusted for inflation. Hawaii met 10 of 10 quality standards benchmarks.

## WHAT'S NEW

In 2019-2020, 18 pre-K classrooms in public charter schools received state funding and were shifted under the administration of the Executive Office on Early Learning. Previously they were funded by the federal Preschool Development Grant (PDG). As such, charter school pre-K classrooms are governed by program policies set by the Executive Office of Early Learning (EOEL) and school wide policies set by the Hawaii State Public Charter School Commission (HSPCSC).

New credential requirements also went into effect in the 2019-2020 school year, for both lead teachers and educational assistants. Lead teachers must now have specialized pre-K training and educational assistants must have a Child Development Associate (CDA) credential or equivalent.

In response to the COVID-19 pandemic, all state-funded preschool programs were physically closed on March 30, 2020 with programs required to provide remote instruction. Guidance provided in Spring 2020 required teachers to connect with families and children either virtually or through other means for those without devices, connectivity, or electricity (e.g., phone calls, mail, distribution of materials such as math games and children's picture books) and provide learning experiences and information.

## BACKGROUND

In Hawaii, public pre-K programs serve 4-year-old children, with priority given to students considered to be "at-risk," including those from low-income families, now defined as 300% FPL. The EOEL Public Prekindergarten Program is required to operate on the same schedule as public elementary schools, providing services for 1,080 hours a year.

Teachers in the EOEL Public Prekindergarten Program are part of the Hawaii State Teachers Association and, as such, receive salary and benefit parity with teachers in K-12 classrooms. Lead teachers in the Public Prekindergarten Program are required to have a bachelor's degree with licensure in ECE, while assistant teachers are required to have a CDA credential. EOEL Public Prekindergarten Program classrooms receive CLASS observations twice a year, and formative child assessments using Teaching Strategies GOLD are conducted throughout the year with three checkpoints. In addition, all programs undergo fiscal monitoring annually and a review of program records more than once per year.

In 2014, Hawaii was awarded a federal PDG, administered by the Hawaii State Public Charter School Commission. In some PDG classrooms, there was a specific focus on Hawaiian culture instruction including infusion of cultural elements into instruction, Hawaiian immersion programs, classrooms with culture and language embedded throughout instruction, and family engagement activities. Classrooms previously funded through PDG are now funded through the state and under the administration of the Executive Office on Early Learning.

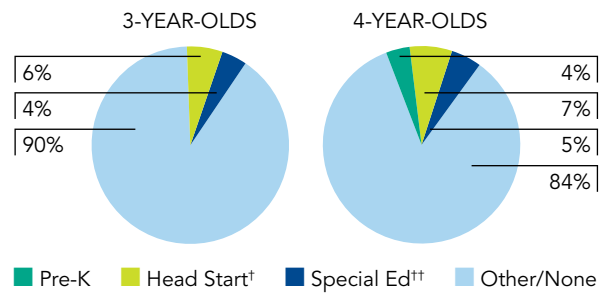
ACCESS RANKINGS		RESOURCE RANKINGS		TOTAL BENCHMARKS MET
4-YEAR-OLDS	3-YEAR-OLDS	STATE SPENDING	ALL REPORTED SPENDING	
43	None Served	4	7	10

# HAWAII'S EXECUTIVE OFFICE ON EARLY LEARNING PUBLIC PREKINDERGARTEN PROGRAM

## ACCESS

Total state pre-K enrollment .....	679
School districts that offer state program .....	100%
Income requirement .....	300% FPL
Minimum hours of operation .....	30.5 hours/week; 5 days/week
Operating schedule .....	School or academic year
Special education enrollment, ages 3 and 4 .....	1,790
Federally funded Head Start enrollment, ages 3 and 4 .....	2,220
State-funded Head Start enrollment, ages 3 and 4 .....	0

## PERCENT OF POPULATION ENROLLED IN PUBLIC ECE



† Estimates children in Head Start not also enrolled in state pre-K.  
 †† Estimates children in special education not also enrolled in state pre-K or Head Start.

## QUALITY STANDARDS CHECKLIST

POLICY	HI PRE-K REQUIREMENT	BENCHMARK	REQUIREMENT MEETS BENCHMARK?
Early learning & development standards	Comprehensive, aligned, supported, culturally sensitive	<b>Comprehensive, aligned, supported, culturally sensitive</b>	<input checked="" type="checkbox"/>
Curriculum supports	Approval process & supports	<b>Approval process &amp; supports</b>	<input checked="" type="checkbox"/>
Teacher degree	BA	<b>BA</b>	<input checked="" type="checkbox"/>
Teacher specialized training	ECE, CD	<b>Specializing in pre-K</b>	<input checked="" type="checkbox"/>
Assistant teacher degree	CDA	<b>CDA or equivalent</b>	<input checked="" type="checkbox"/>
Staff professional development	21 hours/year (teachers); PD plans; Coaching	<b>For teachers &amp; assistants: At least 15 hours/year; individual PD plans; coaching</b>	<input checked="" type="checkbox"/>
Maximum class size	20 (4-year-olds)	<b>20 or lower</b>	<input checked="" type="checkbox"/>
Staff-child ratio	1:10 (4-year-olds)	<b>1:10 or better</b>	<input checked="" type="checkbox"/>
Screening & referral	Full physical exam (includes vision & hearing)	<b>Vision, hearing &amp; health screenings; &amp; referral</b>	<input checked="" type="checkbox"/>
Continuous quality improvement system	Structured classroom observations; Data used for program improvement	<b>Structured classroom observations; data used for program improvement</b>	<input checked="" type="checkbox"/>

For more information about the benchmarks, see the Executive Summary and Roadmap to State Profile Pages.

10

## RESOURCES

Total state pre-K spending .....	\$6,712,298
Local match required? .....	No
State Head Start spending .....	\$0
State spending per child enrolled .....	\$9,886
All reported spending per child enrolled* .....	\$9,886

\* Pre-K programs may receive additional funds from federal or local sources that are not included in this figure.

\*\* Head Start per-child spending includes funding only for 3- and 4-year-olds.

\*\*\* K-12 expenditures include capital spending as well as current operating expenditures.

## SPENDING PER CHILD ENROLLED

