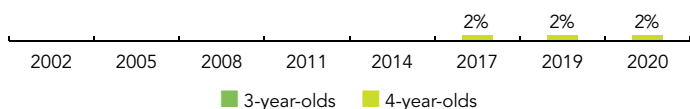
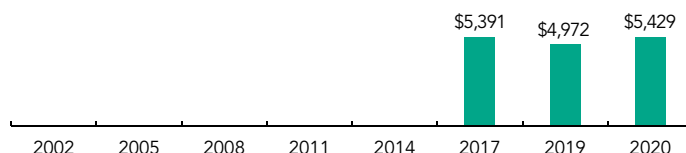


Guam

PERCENT OF STATE POPULATION ENROLLED



STATE SPENDING PER CHILD ENROLLED (2020 DOLLARS)



OVERVIEW

The Guam Department of Education Pilot Prekindergarten Program enrolled 71 children in 2019-2020, a decrease of one child from the prior year. State funding totaled \$385,434, up \$27,420 (8%), adjusted for inflation, since last year. State spending per child equaled \$5,429 in 2019-2020, down \$456 from 2018-2019, adjusted for inflation. Guam met 7 of 10 quality standards benchmarks.

WHAT'S NEW

In December 2019, Guam was one of 6 states and territories that was awarded an initial PDG B-5 planning grant for \$1,000,000 to develop a needs assessment and strategic plan.

In Spring 2020, state-funded preschool programs closed in public schools due to the COVID-19 pandemic, resulting in approximately 67 fewer instructional days for preschool children. All programs re-opened in Fall 2020, but were fully remote.

BACKGROUND

The Guam Department of Education's publicly funded Pilot Prekindergarten Program is available in all four regions of the territory's single school district. Each region has one Prekindergarten Program classroom located within a public school. All age-eligible children may enroll in the program, which has no income limit for eligibility. Guam's Prekindergarten Program operates six hours a day, five days a week, following the school year or academic calendar, and providing 978 hours of services per year. Both lunch and breakfast are served to children attending the program.

The program's maximum class size is 18 children, with a teacher-to-student ratio of 1 to 9. Lead teachers are required to have an associate degree with early childhood education specialization and either pre-K or pre-K to 2nd grade certification. Lead teachers also are required to participate in 30 clock hours of in-service professional development annually. Assistant teachers are required to hold a high school diploma, but are not required to participate in any professional development.

A formal evaluation of the program was conducted by the Guam Department of Education's Administrator for Research, Planning & Evaluation in 2018 and is currently under review by the Guam Education Board.

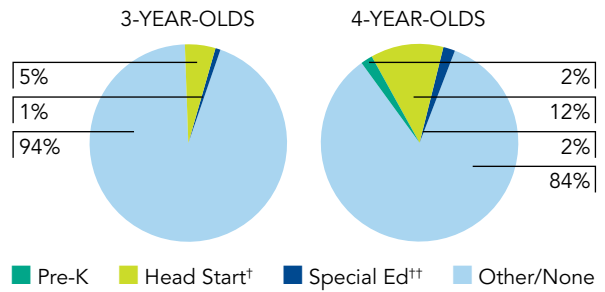


GUAM DEPARTMENT OF EDUCATION PILOT PREKINDERGARTEN PROGRAM

ACCESS

Total state pre-K enrollment	71
School districts that offer state program	100%
Income requirement	No income requirement
Minimum hours of operation	6 hours/day; 5 days/week
Operating schedule	School or academic year
Special education enrollment, ages 3 and 4	97
Federally funded Head Start enrollment, ages 3 and 4	534
State-funded Head Start enrollment, ages 3 and 4	0

PERCENT OF POPULATION ENROLLED IN PUBLIC ECE



† Estimates children in Head Start not also enrolled in state pre-K.
 †† Estimates children in special education not also enrolled in state pre-K or Head Start.

QUALITY STANDARDS CHECKLIST

POLICY	GUAM PRE-K REQUIREMENT	BENCHMARK	REQUIREMENT MEETS BENCHMARK?
Early learning & development standards	Comprehensive, aligned, supported, culturally sensitive	Comprehensive, aligned, supported, culturally sensitive	<input checked="" type="checkbox"/>
Curriculum supports	Approval process & supports	Approval process & supports	<input checked="" type="checkbox"/>
Teacher degree	AA	BA	<input type="checkbox"/>
Teacher specialized training	ECE	Specializing in pre-K	<input checked="" type="checkbox"/>
Assistant teacher degree	HSD	CDA or equivalent	<input type="checkbox"/>
Staff professional development	30 hours/year (teachers only); PD plans (teachers only); Coaching (teachers only)	For teachers & assistants: At least 15 hours/year; individual PD plans; coaching	<input type="checkbox"/>
Maximum class size	18 (4-year-olds)	20 or lower	<input checked="" type="checkbox"/>
Staff-child ratio	1:9 (4-year-olds)	1:10 or better	<input checked="" type="checkbox"/>
Screening & referral	Vision, hearing, health & more	Vision, hearing & health screenings; & referral	<input checked="" type="checkbox"/>
Continuous quality improvement system	Structured classroom observations; Data used for program improvement	Structured classroom observations; data used for program improvement	<input checked="" type="checkbox"/>

For more information about the benchmarks, see the Executive Summary and Roadmap to State Profile Pages.

7

RESOURCES

Total state pre-K spending	\$385,434
Local match required?	No
State Head Start spending	\$0
State spending per child enrolled	\$5,429
All reported spending per child enrolled*	\$5,429

* Pre-K programs may receive additional funds from federal or local sources that are not included in this figure.

** Head Start per-child spending includes funding only for 3- and 4-year-olds.

*** K-12 expenditures include capital spending as well as current operating expenditures.

SPENDING PER CHILD ENROLLED

