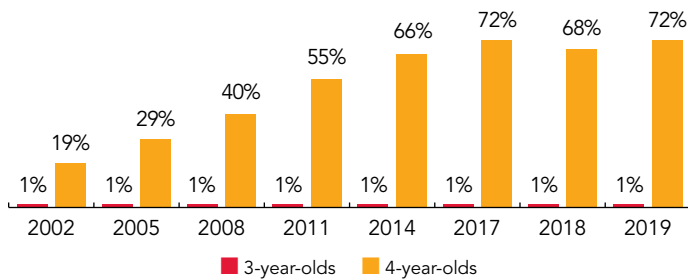
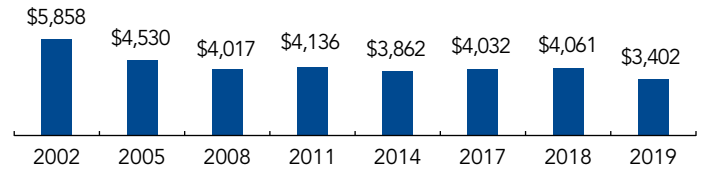


Wisconsin

PERCENT OF STATE POPULATION ENROLLED



STATE SPENDING PER CHILD ENROLLED (2019 DOLLARS)



OVERVIEW

Wisconsin preschool enrolled 51,618 children in 2018-2019, an increase of 2,831 children from the prior year. State funding totaled \$175,620,801, down \$22,488,770 (11%), adjusted for inflation, since last year. State spending per child equaled \$3,402 on average in 2018-2019, down \$658 from 2017-2018, adjusted for inflation. Wisconsin met an average of 3 of 10 quality standards benchmarks.

WHAT'S NEW

In 2019, the Wisconsin Department of Children and Families was awarded a Preschool Development Grant Birth through Five award for \$9.9 million to support development, planning, and coordination of the state's B-5 early learning system.

BACKGROUND

Since becoming a state in 1848, Wisconsin's Constitution has included a promise to provide free, voluntary education for 4-year-olds. School districts are not required to offer the Four-Year-Old Kindergarten program (4K), but if they do, it must be open to all age eligible children. During the 2018-2019 school year, 405 of 411 school districts offered the program (99%).

Funding for 4K is part of the overall school funding formula, funded at 50% of the funding for other grade levels. Districts receive 60% of full-day funding if they offer an additional 87.5 hours of parent outreach. Funds for 4K are distributed to public schools, which may subcontract and collaborate with private child-care centers, community-based programs, faith-based centers, family child care providers, or Head Start agencies. The state funds a total of 437 hours per year and operating schedules are locally determined. Most programs operate part-day, four or five days per week; while some operate full-day, two or three days per week.

The Wisconsin Head Start State Supplement program is a separate program offering supplemental state funding to federal Head Start grantees to provide comprehensive early childhood education for Early Head Start and Head Start eligible children and families. Participating programs follow the federal Head Start Performance Standards. Ongoing collaborative efforts bring together Head Start technical assistance and training with other professional development efforts at both the state and local levels.

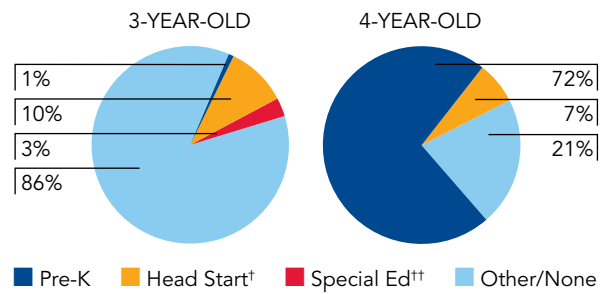
Wisconsin's overall support for state-funded preschool, including enrollment and funding for both the 4K program and Head Start State Supplement, is depicted in the first two pages of this state profile. The third page focuses solely on the 4K program and the fourth page provides information on the Wisconsin Head Start State Supplement.

WISCONSIN STATE OVERVIEW

ACCESS

Total state pre-K enrollment	51,618
Special education enrollment, ages 3 and 4	8,930
Federally funded Head Start enrollment, ages 3 and 4	11,015
State-funded Head Start enrollment, ages 3 and 4.....	615

PERCENT OF POPULATION ENROLLED IN PUBLIC ECE

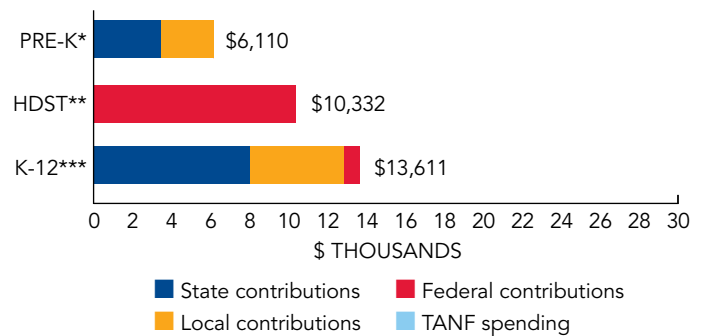


[†] Some Head Start children may also be counted in state pre-K (4K).
^{††} Estimates children in special education not also enrolled in state pre-K or Head Start.

RESOURCES

Total state pre-K spending	\$175,620,801
State Head Start spending	\$6,264,100
State spending per child enrolled	\$3,402
All reported spending per child enrolled*	\$6,110

SPENDING PER CHILD ENROLLED



* Pre-K programs may receive additional funds from federal or local sources that are not included in this figure.
 ** Head Start per-child spending includes funding only for 3- and 4-year-olds.
 *** K-12 expenditures include capital spending as well as current operating expenditures.

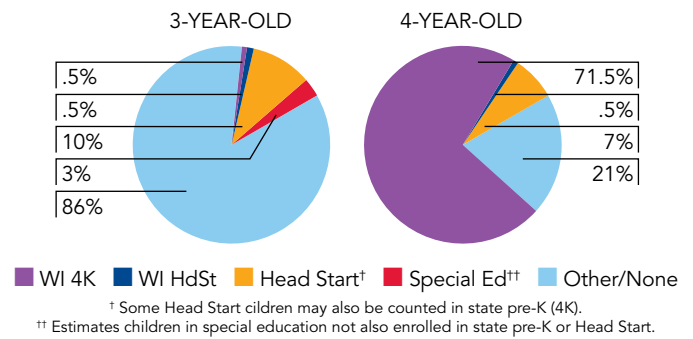
ACCESS RANKINGS		RESOURCE RANKINGS		TOTAL BENCHMARKS MET
4-YEAR-OLDS	3-YEAR-OLDS	STATE SPENDING	ALL REPORTED SPENDING	
5	29	35	29	3

WISCONSIN FOUR-YEAR-OLD KINDERGARTEN (4K)

ACCESS

Total state pre-K enrollment	51,003
School districts that offer state program	99%
Income requirement	No income requirement
Minimum hours of operation	2.5 hours/day
Operating schedule	Determined locally

PERCENT OF POPULATION ENROLLED IN PUBLIC ECE



QUALITY STANDARDS CHECKLIST

POLICY	WI 4K REQUIREMENT	BENCHMARK	REQUIREMENT MEETS BENCHMARK?
Early learning & development standards	Comprehensive, aligned with other state standards, supported, culturally sensitive	Comprehensive, aligned, supported, culturally sensitive	<input type="checkbox"/>
Curriculum supports	Approval process & supports	Approval process & supports	<input checked="" type="checkbox"/>
Teacher degree	BA	BA	<input checked="" type="checkbox"/>
Teacher specialized training	ECE	Specializing in pre-K	<input checked="" type="checkbox"/>
Assistant teacher degree	Other	CDA or equivalent	<input type="checkbox"/>
Staff professional development	PD plans (public teachers); Coaching (some nonpublic)	For teachers & assistants: At least 15 hours/year; individual PD plans; coaching	<input type="checkbox"/>
Maximum class size	Determined locally (3- & 4-year-olds)	20 or lower	<input type="checkbox"/>
Staff-child ratio	Determined locally (3- & 4-year-olds)	1:10 or better	<input type="checkbox"/>
Screening & referral	Immunizations, medical examinations; Referrals determined locally	Vision, hearing & health screenings; & referral	<input type="checkbox"/>
Continuous quality improvement system	Determined locally	Structured classroom observations; data used for program improvement	<input type="checkbox"/>

For more information about the benchmarks, see the Executive Summary and Roadmap to State Profile Pages.

3

RESOURCES

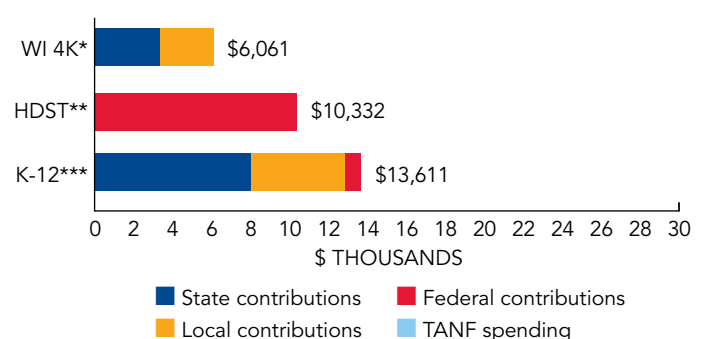
Total state pre-K spending	\$169,356,701
Local match required?	No
State spending per child enrolled	\$3,321
All reported spending per child enrolled*	\$6,061

* Pre-K programs may receive additional funds from federal or local sources that are not included in this figure.

** Head Start per-child spending includes funding only for 3- and 4-year-olds.

*** K-12 expenditures include capital spending as well as current operating expenditures.

SPENDING PER CHILD ENROLLED

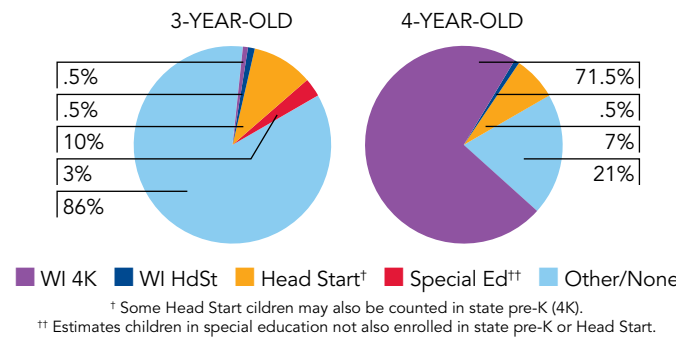


WISCONSIN HEAD START STATE SUPPLEMENT

ACCESS

Total state pre-K enrollment	615
School districts that offer state program	98% (Federal HdSt grantees)
Income requirement	Per Federal HdSt requirements
Minimum hours of operation	3.5 hours/day
Operating schedule	Determined locally

PERCENT OF POPULATION ENROLLED IN PUBLIC ECE



QUALITY STANDARDS CHECKLIST

POLICY	WI HDST REQUIREMENT	BENCHMARK	REQUIREMENT MEETS BENCHMARK?
Early learning & development standards	Comprehensive, aligned, supported, culturally sensitive	Comprehensive, aligned, supported, culturally sensitive	<input checked="" type="checkbox"/>
Curriculum supports	Approval process & supports	Approval process & supports	<input checked="" type="checkbox"/>
Teacher degree	AA	BA	<input type="checkbox"/>
Teacher specialized training	ECE, Per Federal HdSt requirements	Specializing in pre-K	<input checked="" type="checkbox"/>
Assistant teacher degree	CDA	CDA or equivalent	<input checked="" type="checkbox"/>
Staff professional development	15 hours/year	For teachers & assistants: At least 15 hours/year; individual PD plans; coaching	<input type="checkbox"/>
Maximum class size	17 (3-year-olds); 20 (4-year-olds)	20 or lower	<input checked="" type="checkbox"/>
Staff-child ratio	2:17 (3-year-olds); 1:10 (4-year-olds)	1:10 or better	<input checked="" type="checkbox"/>
Screening & referral	Vision, hearing, health & more	Vision, hearing & health screenings; & referral	<input checked="" type="checkbox"/>
Continuous quality improvement system	Per Federal Head Start Standards; Data used for program improvement at local level only	Structured classroom observations; data used for program improvement	<input type="checkbox"/>

For more information about the benchmarks, see the Executive Summary and Roadmap to State Profile Pages.

7

RESOURCES

Total state pre-K spending	\$6,264,100
Local match required?	No
State spending per child enrolled	\$10,186
All reported spending per child enrolled*	\$10,186

* Pre-K programs may receive additional funds from federal or local sources that are not included in this figure.

** Head Start per-child spending includes funding only for 3- and 4-year-olds.

*** K-12 expenditures include capital spending as well as current operating expenditures.

SPENDING PER CHILD ENROLLED

