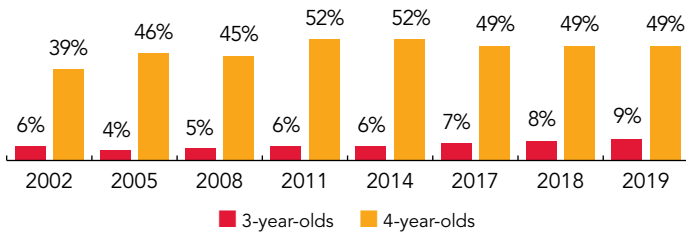
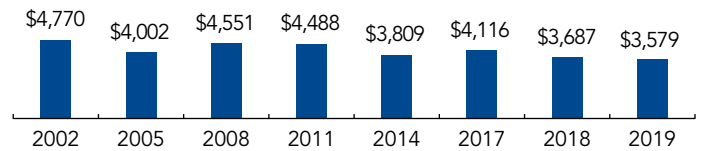


Texas

PERCENT OF STATE POPULATION ENROLLED



STATE SPENDING PER CHILD ENROLLED (2019 DOLLARS)



OVERVIEW

Texas preschool enrolled 238,921 children in 2018-2019, an increase of 7,436 children from the prior year. State funding totaled \$854,984,186, up \$1,609,841 (0.2%), adjusted for inflation, since last year. State spending per child equaled \$3,579 in 2018-2019, down \$108 from 2017-2018, adjusted for inflation. Texas met 3 of 10 quality standards benchmarks.

WHAT'S NEW

In 2019, Texas used PDG B-5 funding to conduct a statewide 0-5 needs assessment, develop a statewide 0-5 strategic plan, increase parental choice and knowledge, share best practices and improve overall quality of care. This work was led by the PDG team and the Texas Early Learning Council. Also in 2019, House Bill (HB) 3 was passed by the 86th Texas Legislature and signed into law by Governor Abbott on June 11, 2019. HB 3 impacts districts and open-enrollment charter schools serving pre-K through third grade students by addressing early education allotment, full-day high-quality pre-K for eligible 4-year-olds, expanded early education reporting, early learning progress monitoring tools (single K assessment), and early childhood partnerships.

BACKGROUND

In 1985, Texas began funding half-day prekindergarten for eligible 4-year-olds through the Texas Public School Prekindergarten program. Currently, districts with 15 or more eligible 4-year-olds are required to offer prekindergarten. Districts with 15 or more eligible 3-year-olds can also offer prekindergarten, but are not required to do so. The Texas Education Agency (TEA) Early Childhood Education Division oversees the free program in school districts and open-enrollment charter schools, and school districts are permitted to subcontract with nonpublic preschools to serve eligible children.

Students are eligible to participate in the Texas Public School Prekindergarten program if they meet at least one of the following conditions: qualify for free or reduced-price lunch (185% of FPL), are homeless, are in foster care, have a parent on active military duty or who was injured or killed on active duty, are unable to speak or comprehend English, and/or have a parent eligible for the Star of Texas Award. Funding for half-day pre-K is based on Average Daily Attendance (ADA) and provided through the Foundation School Program as part of the K-12 funding system.

In 2015, the Texas Legislature provided funding for quality improvements in Texas Public School Prekindergarten programs. Districts and open-enrollment charter schools applied for grants to implement a High-Quality Prekindergarten Grant Program. To be eligible for funding, a school district or charter school agreed to use a curriculum aligned with the Prekindergarten Guidelines, increase prekindergarten teacher training and/or qualifications, implement student progress monitoring, provide kindergarten readiness results, and develop quality family engagement plans. The agency awarded funding to 573 districts and charter schools.

In 2017, the Texas Legislature cut \$15 million in supplemental pre-K funding from the state's biennial budget, and did not continue funding the High-Quality Prekindergarten Grant program. However, that same year, lawmakers required school districts and charter schools with eligible 4-year-olds to use at least 15% of their state Foundation School Program funds on high-quality preschool efforts, and established a new prekindergarten-to-third grade teacher certification.

The Children's Learning Institute at the University of Texas-Health Science Center, in partnership with the TEA and Texas Workforce Commission, has developed a comprehensive professional development platform for early childhood educators that is free to all public school teachers, Head Start programs, and licensed child care centers participating in the state's quality rating and improvement system (QRIS), the Texas Rising Star program.

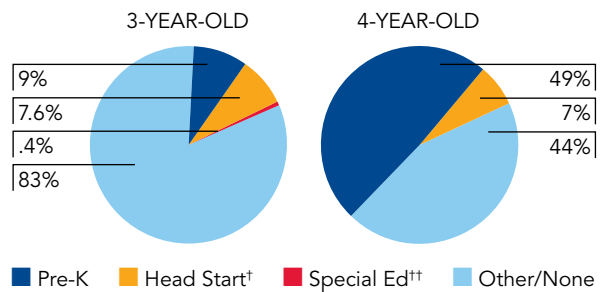
ACCESS RANKINGS		RESOURCE RANKINGS		TOTAL BENCHMARKS MET
4-YEAR-OLDS	3-YEAR-OLDS	STATE SPENDING	ALL REPORTED SPENDING	
10	13	34	38	3

TEXAS PUBLIC SCHOOL PREKINDERGARTEN

ACCESS

Total state pre-K enrollment	238,921
School districts that offer state program	88%
Income requirement	185% FPL
Minimum hours of operation	3 hours/day; 5 days/week
Operating schedule	School or academic year
Special education enrollment, ages 3 and 4	28,751
Federally funded Head Start enrollment, ages 3 and 4	61,935
State-funded Head Start enrollment, ages 3 and 4	0

PERCENT OF POPULATION ENROLLED IN PUBLIC ECE



† Some Head Start children may also be counted in state pre-K.
 †† Estimates children in special education not also enrolled in state pre-K or Head Start.

QUALITY STANDARDS CHECKLIST

POLICY	TX PRE-K REQUIREMENT	BENCHMARK	REQUIREMENT MEETS BENCHMARK?
Early learning & development standards	Comprehensive, aligned with other state standards, supported, culturally sensitive	Comprehensive, aligned, supported, culturally sensitive	<input type="checkbox"/>
Curriculum supports	Approval process	Approval process & supports	<input type="checkbox"/>
Teacher degree	BA	BA	<input checked="" type="checkbox"/>
Teacher specialized training	P-6	Specializing in pre-K	<input checked="" type="checkbox"/>
Assistant teacher degree	HSD	CDA or equivalent	<input type="checkbox"/>
Staff professional development	30 hours/year (teachers only); PD plans (teachers only); Coaching	For teachers & assistants: At least 15 hours/year; individual PD plans; coaching	<input type="checkbox"/>
Maximum class size	No limit (3- & 4-year-olds)	20 or lower	<input type="checkbox"/>
Staff-child ratio	No limit (3- & 4-year-olds)	1:10 or better	<input type="checkbox"/>
Screening & referral	Vision, hearing, immunizations	Vision, hearing & health screenings; & referral	<input checked="" type="checkbox"/>
Continuous quality improvement system	Structured classroom observations; Data used for program improvement at the local level	Structured classroom observations; data used for program improvement	<input type="checkbox"/>

For more information about the benchmarks, see the Executive Summary and Roadmap to State Profile Pages.

3

RESOURCES

Total state pre-K spending	\$854,984,186
Local match required?	No
State Head Start spending	\$0
State spending per child enrolled	\$3,579
All reported spending per child enrolled*	\$3,640

* Pre-K programs may receive additional funds from federal or local sources that are not included in this figure.
 ** Head Start per-child spending includes funding only for 3- and 4-year-olds.
 *** K-12 expenditures include capital spending as well as current operating expenditures.

SPENDING PER CHILD ENROLLED

