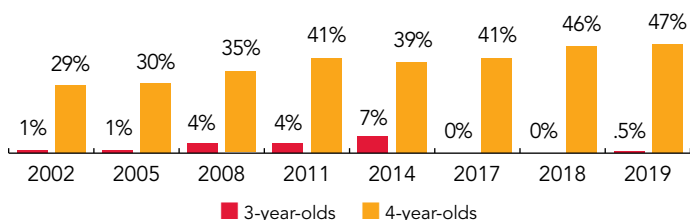
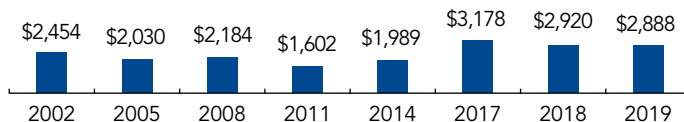


South Carolina

PERCENT OF STATE POPULATION ENROLLED



STATE SPENDING PER CHILD ENROLLED (2019 DOLLARS)



OVERVIEW

South Carolina preschool enrolled 28,622 children in 2018-2019, an increase of 1,103 children from the prior year. State funding totaled \$82,651,532, up \$2,304,654 (3%), adjusted for inflation, since last year. State spending per child equaled \$2,888 in 2018-2019, down \$32 from 2017-2018, adjusted for inflation. South Carolina met 7 of 10 quality standards benchmarks.

WHAT'S NEW

The 2018-2019 was the second school year the General Assembly funded CERDEP expansion through extended day, extended year, and/or summer programming. Funds received from the state's Preschool Development Grant Birth through Five award in 2018 (\$3.45 million) was used to create a webpage that houses statewide information about 4K and to support training for 4K teachers from public, private, and Head Start settings. The Palmetto Pre-K Committee led by First Steps created and implemented a new on-line eligibility portal, that allows parents to review program eligibility, review the hours and days of operation by site, and download a CERDEP application in private preschool settings. The Palmetto Pre-K committee includes all major early childhood stakeholders in South Carolina, including the Department of Social Services, the South Carolina Department of Education, First Steps, and Head Start.

BACKGROUND

South Carolina funds two preschool programs: the Education Improvement Act Child Development Program (EIA 4K) and the public/private Child Early Reading Development and Education Program (CERDEP). Both programs are delivered in public school settings via the South Carolina Department of Education's Office of Early Learning and Literacy (OELL). CERDEP is co-administered in private preschool settings by South Carolina First Steps to School Readiness (First Steps), the state's school readiness initiative.

EIA 4K, initiated in 1984, is funded as part of a one-cent sales tax supporting public education projects. Eligibility for EIA 4K is prioritized by law for children qualifying for free or reduced-price lunch or Medicaid; and allows for consideration of children with documented developmental delays. After income and developmental eligibility, EIA 4K districts may set their own eligibility criteria from a state-specified list of risk factors including low parent education, history of foster care, homelessness, and teen parents. State funding is allocated to districts by OELL using a formula according to the number of kindergarten students who qualify for free or reduced-price lunch in each district. Participating school districts are required to offer, at minimum, a half-day pre-K program. Most school districts now provide full-day programs, with a few continuing to offer half-day programs.

CERDEP, originally called the Child Development Education Pilot Program (CDEPP), is the state's other early education initiative. Created as a pilot program in 2006 in response to Abbeville County School District, et. al. v. South Carolina, a school equity funding lawsuit brought by rural school districts, the program was codified in 2014 along with the state's Read to Succeed legislation (Act 284). Children qualifying for free or reduced-price lunch, those receiving Medicaid, or those with a documented developmental delay are eligible to participate in CERDEP.

To monitor quality, OELL conducts visits including an evaluation based on the ELLCO checklist used to provide feedback and support to ensure all classrooms are language- and literacy-rich. Some programs receive an additional level of monitoring which includes a fidelity verification measuring curriculum implementation. Feedback is provided to the teacher, school administrator, and/or the CERDEP district liaison/reading coach to provide post-observation feedback and set future goals.

First Steps' Regional 4K Coordinators make announced and unannounced monitoring and technical assistance visits twice monthly to CERDEP classrooms in private settings. These visits include unannounced evaluative monitoring using the ECERS-3, as well as measures of curricular fidelity with reflecting, goal-setting and action plans for programs.

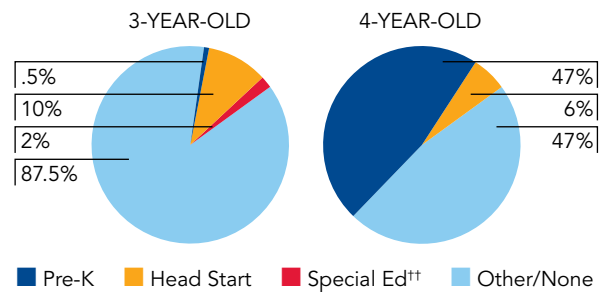
ACCESS RANKINGS		RESOURCE RANKINGS		TOTAL BENCHMARKS MET
4-YEAR-OLDS	3-YEAR-OLDS	STATE SPENDING	ALL REPORTED SPENDING	
11	30	38	42	7

SOUTH CAROLINA CHILD EARLY READING DEVELOPMENT AND EDUCATION PROGRAM AND EIA/4K

ACCESS

Total state pre-K enrollment	28,622
School districts that offer state program	100%
Income requirement	185% FPL
Minimum hours of operation	4 hours/day; 5 days/week
Operating schedule	School or academic year
Special education enrollment, ages 3 and 4	5,114
Federally funded Head Start enrollment, ages 3 and 4	9,710
State-funded Head Start enrollment, ages 3 and 4	0

PERCENT OF POPULATION ENROLLED IN PUBLIC ECE



** Estimates children in special education not also enrolled in state pre-K or Head Start.

QUALITY STANDARDS CHECKLIST

POLICY	SC PRE-K REQUIREMENT	BENCHMARK	REQUIREMENT MEETS BENCHMARK?
Early learning & development standards	Comprehensive, aligned, supported, culturally sensitive	Comprehensive, aligned, supported, culturally sensitive	<input checked="" type="checkbox"/>
Curriculum supports	Approval process & supports	Approval process & supports	<input checked="" type="checkbox"/>
Teacher degree	BA (public); AA (nonpublic)	BA	<input type="checkbox"/>
Teacher specialized training	ECE, P-3 (public); ECE, CD (nonpublic)	Specializing in pre-K	<input checked="" type="checkbox"/>
Assistant teacher degree	HSD	CDA or equivalent	<input type="checkbox"/>
Staff professional development	15 hours/year; PD plans; Coaching	For teachers & assistants: At least 15 hours/year; individual PD plans; coaching	<input checked="" type="checkbox"/>
Maximum class size	20 (4-year-olds)	20 or lower	<input checked="" type="checkbox"/>
Staff-child ratio	1:10 (4-year-olds)	1:10 or better	<input checked="" type="checkbox"/>
Screening & referral	Immunizations, developmental; Referrals	Vision, hearing & health screenings; & referral	<input type="checkbox"/>
Continuous quality improvement system	Structured classroom observations; Data used for program improvement	Structured classroom observations; data used for program improvement	<input checked="" type="checkbox"/>

For more information about the benchmarks, see the Executive Summary and Roadmap to State Profile Pages.

7

RESOURCES

Total state pre-K spending	\$82,651,532
Local match required?	No
State Head Start spending	\$0
State spending per child enrolled	\$2,888
All reported spending per child enrolled*	\$3,138

* Pre-K programs may receive additional funds from federal or local sources that are not included in this figure.

** Head Start per-child spending includes funding only for 3- and 4-year-olds.

*** K-12 expenditures include capital spending as well as current operating expenditures.

SPENDING PER CHILD ENROLLED

