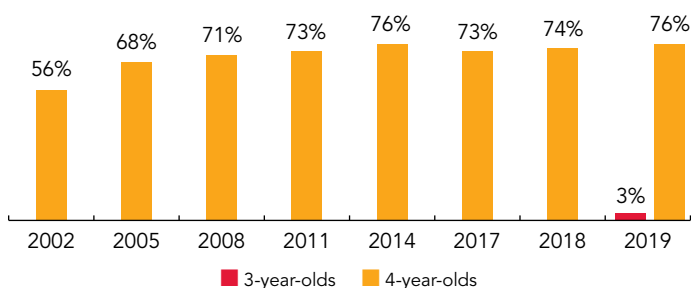
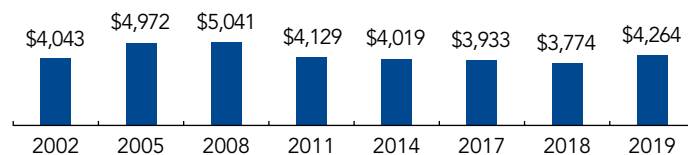


# Oklahoma

PERCENT OF STATE POPULATION ENROLLED



STATE SPENDING PER CHILD ENROLLED (2019 DOLLARS)



## OVERVIEW

Oklahoma preschool enrolled 42,606 preschoolers in 2018-2019, an increase of 2,799 from the prior year. State funding totaled \$181,685,479, up \$31,460,481 (21%), adjusted for inflation, since last year. State spending per child equaled \$4,264 in 2018-2019, up \$490 from 2017-2018, adjusted for inflation. Oklahoma met 9 of 10 quality standards benchmarks.

## WHAT'S NEW

House Bill 2765 and Senate Bill 1048, enacted and signed into law during the 2019 legislative session, led to the largest budget for common education in state history—more than \$3 billion—including an increase in funding to the state aid funding formula. The amount also provided the second consecutive pay raise for certified educators that, on average, will increase annual salaries for certified school staff by \$1,220. Also during the 2018-19 school year, the Oklahoma Partnership for School Readiness Foundation, Inc. received a Preschool Development Grant Birth through Five award.

## BACKGROUND

Oklahoma launched its Early Childhood Four-Year-Old Program in 1980, intending to serve all 4-year-olds in the state. In 1990, the program received statewide funding for 4-year-olds eligible for the federal Head Start program, but local areas could choose to serve additional 4-year-olds through local funds or tuition. In 1998, Oklahoma became the second state in the nation to provide free preschool for all 4-year-olds, with 99% of school districts providing the program.

Public school districts receive funding for the Early Childhood Four-Year-Old Program through the state school finance formula. A per pupil rate, calculated using the age of the child and the length of the program day, is used to repay districts. Most programs now are full-day, with some schools collaborating with other agencies and programs to provide extended-day services. In addition, funding for 3-year-olds is provided by the Oklahoma Early Childhood Program (OECF) through a pass-through from the state to public school districts.

Districts can support community providers by placing public school teachers in child-care centers, Head Start settings, tribal early childhood centers, universities and community-based programs. Children in these sites receive the same services as children in public school locations and are considered public school enrollees.

In 2016, Oklahoma adopted the Oklahoma Academic Standards which are vertically aligned pre-K to 12th grade standards. The Oklahoma State Department of Education is providing continuous professional development and support to help teachers and administrators successfully implement these standards to strengthen pre-K programs and provide effective instruction and learning beyond the early years.

During the 2017-2018 school year, the Integrating Professional Learning Focus was piloted in all school districts in the state. As part of this new law, all teachers are required to have individualized professional development plans and to receive coaching.

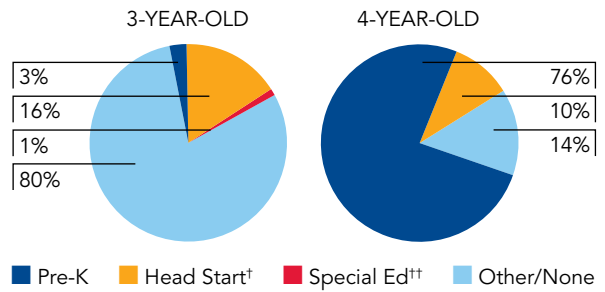
ACCESS RANKINGS		RESOURCE RANKINGS		TOTAL BENCHMARKS MET
4-YEAR-OLDS	3-YEAR-OLDS	STATE SPENDING	ALL REPORTED SPENDING	
3	20	27	10	9

# OKLAHOMA EARLY CHILDHOOD FOUR-YEAR-OLD PROGRAM

## ACCESS

Total state pre-K enrollment .....	42,606
School districts that offer state program .....	99%
Income requirement .....	No income requirement
Minimum hours of operation .....	2.5 hours/day; 5 days/week
Operating schedule .....	School or academic year
Special education enrollment, ages 3 and 4 .....	5,067
Federally funded Head Start enrollment, ages 3 and 4 .....	13,707
State-funded Head Start enrollment, ages 3 and 4 .....	0

## PERCENT OF POPULATION ENROLLED IN PUBLIC ECE



† Some Head Start children may also be counted in state pre-K.  
 †† Estimates children in special education not also enrolled in state pre-K or Head Start.

## QUALITY STANDARDS CHECKLIST

POLICY	OK PRE-K REQUIREMENT	BENCHMARK	REQUIREMENT MEETS BENCHMARK?
Early learning & development standards	Comprehensive, aligned, supported, culturally sensitive	<b>Comprehensive, aligned, supported, culturally sensitive</b>	<input checked="" type="checkbox"/>
Curriculum supports	Approval process & supports	<b>Approval process &amp; supports</b>	<input checked="" type="checkbox"/>
Teacher degree	BA	<b>BA</b>	<input checked="" type="checkbox"/>
Teacher specialized training	ECE	<b>Specializing in pre-K</b>	<input checked="" type="checkbox"/>
Assistant teacher degree	HSD	<b>CDA or equivalent</b>	<input type="checkbox"/>
Staff professional development	15 hours/year; PD plans; Coaching	<b>For teachers &amp; assistants: At least 15 hours/year; individual PD plans; coaching</b>	<input checked="" type="checkbox"/>
Maximum class size	18 (3-year-olds); 20 (4-year-olds)	<b>20 or lower</b>	<input checked="" type="checkbox"/>
Staff-child ratio	1:9 (3-year-olds); 1:10 (4-year-olds)	<b>1:10 or better</b>	<input checked="" type="checkbox"/>
Screening & referral	Vision, hearing, immunizations	<b>Vision, hearing &amp; health screenings; &amp; referral</b>	<input checked="" type="checkbox"/>
Continuous quality improvement system	Structured classroom observations; Data used for program improvement	<b>Structured classroom observations; data used for program improvement</b>	<input checked="" type="checkbox"/>

9

For more information about the benchmarks, see the Executive Summary and Roadmap to State Profile Pages.

## RESOURCES

Total state pre-K spending .....	\$181,685,479
Local match required? .....	No
State Head Start spending .....	\$0
State spending per child enrolled .....	\$4,264
All reported spending per child enrolled* .....	\$9,096

\* Pre-K programs may receive additional funds from federal or local sources that are not included in this figure.

\*\* Head Start per-child spending includes funding only for 3- and 4-year-olds.

\*\*\* K-12 expenditures include capital spending as well as current operating expenditures.

## SPENDING PER CHILD ENROLLED

