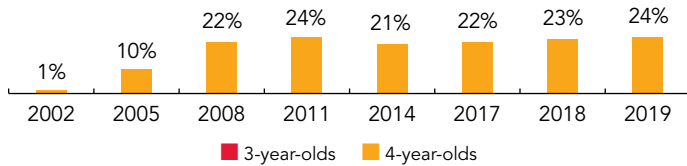
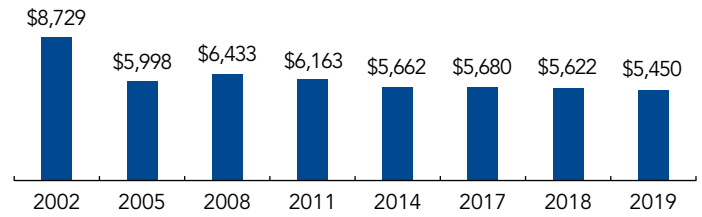


North Carolina

PERCENT OF STATE POPULATION ENROLLED



STATE SPENDING PER CHILD ENROLLED (2019 DOLLARS)



OVERVIEW

North Carolina preschool enrolled 29,509 children in 2018-2019, an increase of 1,124 children from the prior year. State funding totaled \$ 99,145,854 and \$ 61,682,426 in TANF, up \$1,245,989 (1%), adjusted for inflation, since last year. State spending per child (including TANF) equaled \$5,450 in 2018-2019, down \$172 from 2017-2018, adjusted for inflation. North Carolina met 8 of 10 quality standards benchmarks.

WHAT'S NEW

During the 2019-2020 school year, \$9.35 million was allocated for expansion of the North Carolina Pre-Kindergarten Program (NC Pre-K). Additionally, the Division of Child Development and Early Education within the North Carolina Department of Health and Human Services was awarded a renewal Preschool Development Grant Birth through Five award in 2019 for \$40.2 million over three years (\$13.4 million each year). With this grant, North Carolina plans to provide family engagement activities, improve individualized transitions from preschool to kindergarten, expand access to early learning programs, and improve overall quality of early learning in the state. For more information about this award, click [here](#).

BACKGROUND

North Carolina has provided state-funded pre-kindergarten education since 2001, originally via the More at Four Pre-Kindergarten Program. During the 2011-2012 school year, the program was renamed the North Carolina Pre-Kindergarten (NC Pre-K) Program and administrative control moved from the Department of Public Instruction to the Department of Health and Human Services.

NC Pre-K enrolls at-risk 4-year-olds from low-income families who have not participated in other early childhood programs. NC Pre-K programs are required to operate 6.5 hours per day for 36 weeks each year and serve as many eligible children as funding levels permit. To be eligible, children generally must be in a household with income at or below 75% of the state median income (SMI); but up to 20% of children may be in a household with a higher income if they have another designated risk factor. Risk factors include a developmental delay or identified disability, a chronic health condition, or limited English proficiency.

Funding for NC Pre-K includes state general appropriations and North Carolina Education Lottery receipts, federal funds, and a local contribution, with the majority of the funding coming from the state. NC Pre-K classrooms operate statewide in settings such as privately licensed Head Start programs, childcare centers, and public schools. All programs, whether in public or private settings, must earn high-quality ratings under the state child-care licensing system to participate in NC Pre-K and the state's subsidy system.

NC Pre-K sets a maximum class size of 18 4-year-olds and requires a staff-child ratio of 1:9. Lead teachers must have a bachelor's degree and a birth-through-kindergarten license. Classroom staff are required to use approved curricula and formative assessments aligned with the state's early learning standards. Staff conduct ongoing formative assessments to gather information about each child's growth and skill development, as well as to inform instruction.

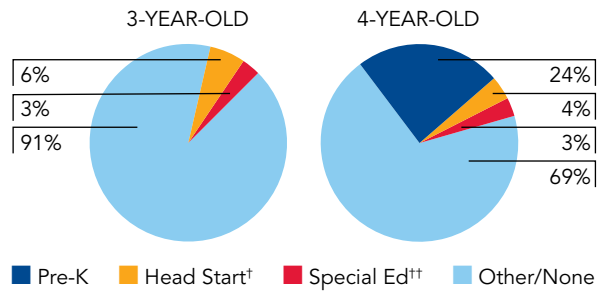
| ACCESS RANKINGS | | RESOURCE RANKINGS | | TOTAL BENCHMARKS MET |
|-----------------|-------------|-------------------|-----------------------|----------------------|
| 4-YEAR-OLDS | 3-YEAR-OLDS | STATE SPENDING | ALL REPORTED SPENDING | |
| 27 | None Served | 20 | 9 | 8 |

NORTH CAROLINA PRE-KINDERGARTEN PROGRAM

ACCESS

| | |
|---|----------------------------|
| Total state pre-K enrollment..... | 29,509 |
| School districts that offer state program..... | 100% (counties/parishes) |
| Income requirement..... | 75% SMI |
| Minimum hours of operation..... | 6.5 hours/day; 5 days/week |
| Operating schedule..... | School or academic year |
| Special education enrollment, ages 3 and 4..... | 11,143 |
| Federally funded Head Start enrollment, ages 3 and 4..... | 16,476 |
| State-funded Head Start enrollment, ages 3 and 4..... | 0 |

PERCENT OF POPULATION ENROLLED IN PUBLIC ECE



† Estimates children in Head Start not also enrolled in state pre-K.
 †† Estimates children in special education not also enrolled in state pre-K or Head Start.

QUALITY STANDARDS CHECKLIST

| POLICY | NC PRE-K REQUIREMENT | BENCHMARK | REQUIREMENT MEETS BENCHMARK? |
|--|--|---|-------------------------------------|
| Early learning & development standards | Comprehensive, aligned, supported, culturally sensitive | Comprehensive, aligned, supported, culturally sensitive | <input checked="" type="checkbox"/> |
| Curriculum supports | Approval process & supports | Approval process & supports | <input checked="" type="checkbox"/> |
| Teacher degree | BA | BA | <input checked="" type="checkbox"/> |
| Teacher specialized training | ECE or CD | Specializing in pre-K | <input checked="" type="checkbox"/> |
| Assistant teacher degree | HSD | CDA or equivalent | <input type="checkbox"/> |
| Staff professional development | 80 hours/5 years (teachers); 5 clock hours/year (assistant teachers); PD plans; Coaching | For teachers & assistants: At least 15 hours/year; individual PD plans; coaching | <input type="checkbox"/> |
| Maximum class size | 18 (4-year-olds) | 20 or lower | <input checked="" type="checkbox"/> |
| Staff-child ratio | 1:9 (4-year-olds) | 1:10 or better | <input checked="" type="checkbox"/> |
| Screening & referral | Vision, hearing, health & more | Vision, hearing & health screenings; & referral | <input checked="" type="checkbox"/> |
| Continuous quality improvement system | Structured classroom observations; Data used for program improvement | Structured classroom observations; data used for program improvement | <input checked="" type="checkbox"/> |

For more information about the benchmarks, see the Executive Summary and Roadmap to State Profile Pages.



RESOURCES

| | |
|--|---------------|
| Total state pre-K spending..... | \$160,828,280 |
| Local match required?..... | Yes |
| State Head Start spending..... | \$0 |
| State spending per child enrolled..... | \$5,450 |
| All reported spending per child enrolled*..... | \$9,162 |

* Pre-K programs may receive additional funds from federal or local sources that are not included in this figure.
 ** Head Start per-child spending includes funding only for 3- and 4-year-olds.
 *** K-12 expenditures include capital spending as well as current operating expenditures.

SPENDING PER CHILD ENROLLED

