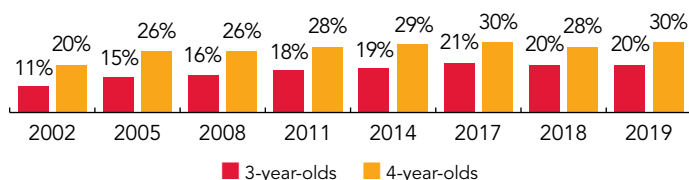
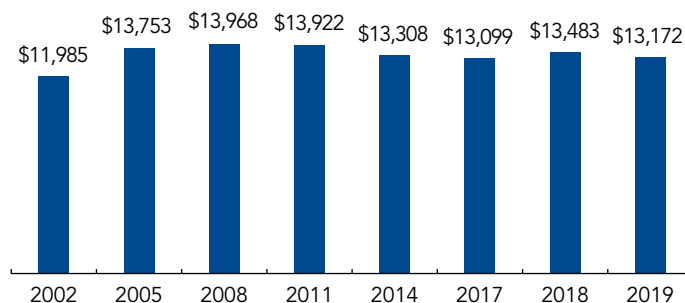


New Jersey

PERCENT OF STATE POPULATION ENROLLED



STATE SPENDING PER CHILD ENROLLED
(2019 DOLLARS)



OVERVIEW

New Jersey preschool programs enrolled 52,553 children in 2018-2019, an increase of 1,869 children from the prior year. State funding totaled \$692,241,537, up \$8,856,569 (1%), adjusted for inflation, since last year. State spending per child equaled \$13,172 in 2018-2019, down \$311 from 2017-2018, adjusted for inflation. New Jersey met an average of 8 of 10 quality standards benchmarks.

WHAT'S NEW

For the second year in a row, Governor Murphy allocated an additional \$50 million for preschool expansion in the 2018-2019 school year. The NJ Department of Education (DOE) led a competitive application process to award school districts with this additional funding to serve more children in high-quality, full-day preschool programs. Additional funding was also allocated to maintain the prior year expansion and provide a cost of living increase for all other existing preschool slots. Also in 2019, the New Jersey Department of Children and Families received an \$11,178,750 renewal award under the Preschool Development Grant Birth through Five.

BACKGROUND

New Jersey funds three preschool programs. The largest and most intensive of the programs, formerly known as the Abbott Preschool Program, served 46,419 children in 112 of the state's poorest school districts during the 2018-2019 school year. These numbers include districts approved during the past three years to expand their preschool programs under the state's preschool expansion initiative. The NJ DOE funds eligible districts to provide a full-day program to all 3- and 4-year-olds who live in those districts and choose to enroll. Private child-care centers or Head Start programs that meet state standards may contract with districts to deliver services.

The Non-Abbott Early Childhood Program Aid (ECPA) program operates in districts where 20% to 40% of children met the criteria for free or reduced-price lunch when the program was established in the late 1990's. New Jersey's third program, formerly known as the Early Launch to Learning Initiative (ELLI), was established in 2004 as part of an effort to expand access to high-quality pre-K education to all 4-year-olds in low-income households across the state. There is some overlap between districts in the ECPA and ELLI program, and some of these districts have recently elected to expand their programs in line with the former Abbott program.

As the original federal PDG initiative phases out, New Jersey intends to use state funding to support grant slots, including in the three districts outside of New Jersey's state-funded programs participating in the PDG. Almost 2,000 children were served in enhanced and expanded PDG slots during the 2018-19 school year.

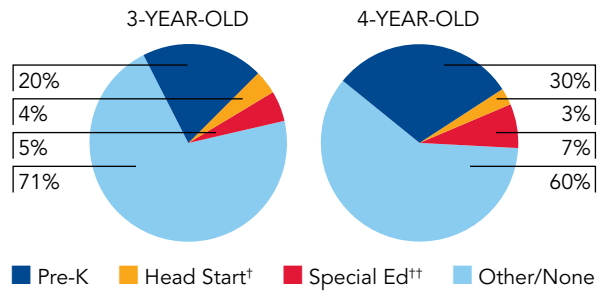
New Jersey's overall support for state-funded preschool, including enrollment and funding for Abbott, ECPA, and ELLI, is depicted in the first two pages of this state profile. The third page focuses solely on Abbott, the fourth page provides information on ECPA, and the fifth on ELLI.

NEW JERSEY STATE OVERVIEW

ACCESS

Total state pre-K enrollment	52,553
Special education enrollment, ages 3 and 4	13,376
Federally funded Head Start enrollment, ages 3 and 4	11,940
State-funded Head Start enrollment, ages 3 and 4.....	0

PERCENT OF POPULATION ENROLLED IN PUBLIC ECE

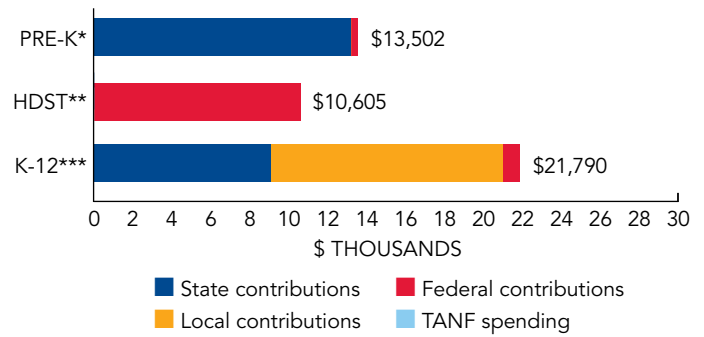


[†] Estimates children in Head Start not also enrolled in state pre-K.
^{††} Estimates children in special education not also enrolled in state pre-K or Head Start.

RESOURCES

Total state pre-K spending	\$692,241,537
State Head Start spending	\$0
State spending per child enrolled	\$13,172
All reported spending per child enrolled*	\$13,502

SPENDING PER CHILD ENROLLED



* Pre-K programs may receive additional funds from federal or local sources that are not included in this figure.
 ** Head Start per-child spending includes funding only for 3- and 4-year-olds.
 *** K-12 expenditures include capital spending as well as current operating expenditures.

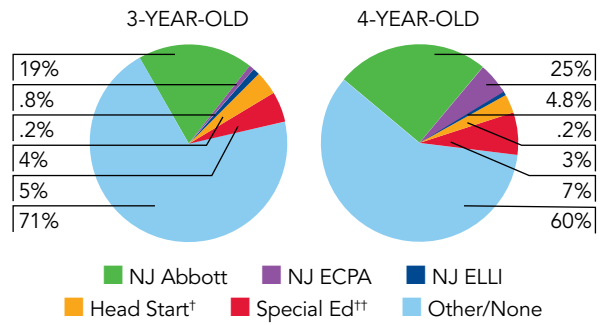
ACCESS RANKINGS		RESOURCE RANKINGS		TOTAL BENCHMARKS MET
4-YEAR-OLDS	3-YEAR-OLDS	STATE SPENDING	ALL REPORTED SPENDING	
23	4	2	2	8

NEW JERSEY FORMER ABBOTT PRESCHOOL PROGRAM

ACCESS

Total state pre-K enrollment	46,419
School districts that offer state program	19%
Income requirement	No income requirement
Minimum hours of operation	6 hours/day; 5 days/week
Operating schedule	School or academic year

PERCENT OF POPULATION ENROLLED IN PUBLIC ECE



† Estimates children in Head Start not also enrolled in state pre-K.
 †† Estimates children in special education not also enrolled in state pre-K or Head Start.

QUALITY STANDARDS CHECKLIST

POLICY	NJ ABBOTT REQUIREMENT	BENCHMARK	REQUIREMENT MEETS BENCHMARK?
Early learning & development standards	Comprehensive, aligned, supported, culturally sensitive	Comprehensive, aligned, supported, culturally sensitive	<input checked="" type="checkbox"/>
Curriculum supports	Approval process & supports	Approval process & supports	<input checked="" type="checkbox"/>
Teacher degree	BA	BA	<input checked="" type="checkbox"/>
Teacher specialized training	ECE	Specializing in pre-K	<input checked="" type="checkbox"/>
Assistant teacher degree	HSD	CDA or equivalent	<input type="checkbox"/>
Staff professional development	100 hours/5 years; PD plans (teachers only); Coaching	For teachers & assistants: At least 15 hours/year; individual PD plans; coaching	<input type="checkbox"/>
Maximum class size	15 (3- & 4-year-olds)	20 or lower	<input checked="" type="checkbox"/>
Staff-child ratio	2:15 (3- & 4-year-olds)	1:10 or better	<input checked="" type="checkbox"/>
Screening & referral	Vision, hearing, health & more	Vision, hearing & health screenings; & referral	<input checked="" type="checkbox"/>
Continuous quality improvement system	Structured classroom observations; Data used for program improvement	Structured classroom observations; data used for program improvement	<input checked="" type="checkbox"/>

For more information about the benchmarks, see the Executive Summary and Roadmap to State Profile Pages.

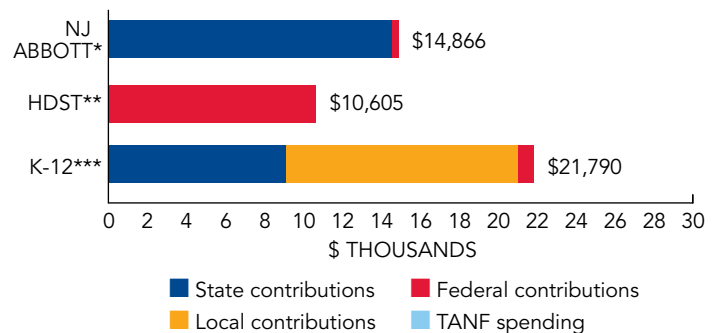


RESOURCES

Total state pre-K spending	\$672,717,390
Local match required?	No
State spending per child enrolled	\$14,492
All reported spending per child enrolled*	\$14,866

* Pre-K programs may receive additional funds from federal or local sources that are not included in this figure.
 ** Head Start per-child spending includes funding only for 3- and 4-year-olds.
 *** K-12 expenditures include capital spending as well as current operating expenditures.

SPENDING PER CHILD ENROLLED

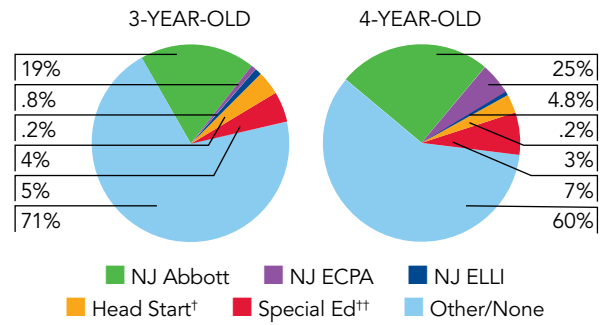


NEW JERSEY FORMER NON-ABBOTT EARLY CHILDHOOD PROGRAM AID (ECPA)

ACCESS

Total state pre-K enrollment	5,805
School districts that offer state program	22%
Income requirement	No income requirement
Minimum hours of operation	2.5 hours/day; 5 days/week
Operating schedule	School or academic year

PERCENT OF POPULATION ENROLLED IN PUBLIC ECE



† Estimates children in Head Start not also enrolled in state pre-K.
 †† Estimates children in special education not also enrolled in state pre-K or Head Start.

QUALITY STANDARDS CHECKLIST

POLICY	NJ ECPA REQUIREMENT	BENCHMARK	REQUIREMENT MEETS BENCHMARK?
Early learning & development standards	Comprehensive, aligned, supported, culturally sensitive	Comprehensive, aligned, supported, culturally sensitive	<input checked="" type="checkbox"/>
Curriculum supports	Approval process & supports	Approval process & supports	<input checked="" type="checkbox"/>
Teacher degree	BA	BA	<input checked="" type="checkbox"/>
Teacher specialized training	ECE	Specializing in pre-K	<input checked="" type="checkbox"/>
Assistant teacher degree	HSD	CDA or equivalent	<input type="checkbox"/>
Staff professional development	100 hours/5 years; PD plans (teachers only); Coaching	For teachers & assistants: At least 15 hours/year; individual PD plans; coaching	<input type="checkbox"/>
Maximum class size	18 (3- & 4-year-olds)	20 or lower	<input checked="" type="checkbox"/>
Staff-child ratio	1:9 (3- & 4-year-olds)	1:10 or better	<input checked="" type="checkbox"/>
Screening & referral	Vision, hearing, health & more	Vision, hearing & health screenings; & referral	<input checked="" type="checkbox"/>
Continuous quality improvement system	Structured classroom observations; Data used for program improvement	Structured classroom observations; data used for program improvement	<input checked="" type="checkbox"/>

For more information about the benchmarks, see the Executive Summary and Roadmap to State Profile Pages.

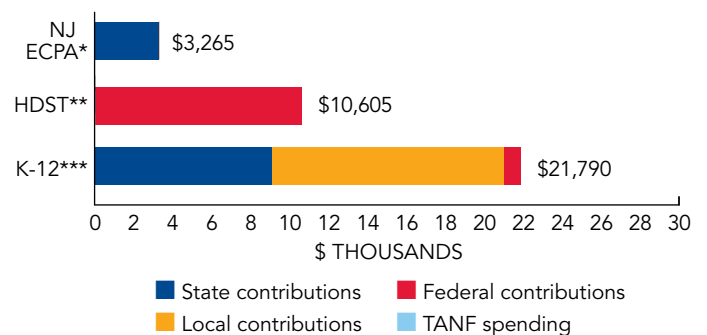


RESOURCES

Total state pre-K spending	\$18,953,447
Local match required?	No
State spending per child enrolled	\$3,265
All reported spending per child enrolled*	\$3,265

* Pre-K programs may receive additional funds from federal or local sources that are not included in this figure.
 ** Head Start per-child spending includes funding only for 3- and 4-year-olds.
 *** K-12 expenditures include capital spending as well as current operating expenditures.

SPENDING PER CHILD ENROLLED

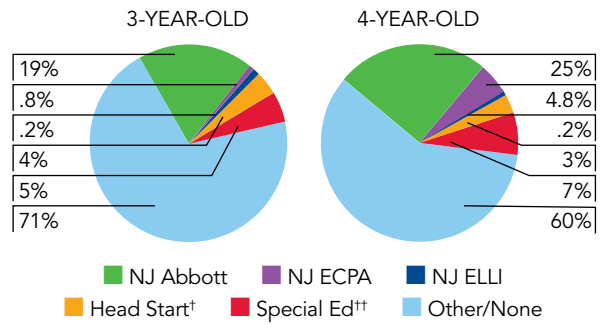


NEW JERSEY FORMER EARLY LAUNCH TO LEARNING INITIATIVE (ELLI)

ACCESS

Total state pre-K enrollment	329
School districts that offer state program	3%
Income requirement	185% FPL
Minimum hours of operation	2.5 hours/day; 5 days/week
Operating schedule	School or academic year

PERCENT OF POPULATION ENROLLED IN PUBLIC ECE



† Estimates children in Head Start not also enrolled in state pre-K.
 †† Estimates children in special education not also enrolled in state pre-K or Head Start.

QUALITY STANDARDS CHECKLIST

POLICY	NJ ELLI REQUIREMENT	BENCHMARK	REQUIREMENT MEETS BENCHMARK?
Early learning & development standards	Comprehensive, aligned, supported, culturally sensitive	Comprehensive, aligned, supported, culturally sensitive	<input checked="" type="checkbox"/>
Curriculum supports	Approval process & supports	Approval process & supports	<input checked="" type="checkbox"/>
Teacher degree	BA	BA	<input checked="" type="checkbox"/>
Teacher specialized training	ECE	Specializing in pre-K	<input checked="" type="checkbox"/>
Assistant teacher degree	HSD	CDA or equivalent	<input type="checkbox"/>
Staff professional development	100 hours/5 years; PD plans (teachers only); Coaching	For teachers & assistants: At least 15 hours/year; individual PD plans; coaching	<input type="checkbox"/>
Maximum class size	20 (4-year-olds)	20 or lower	<input checked="" type="checkbox"/>
Staff-child ratio	1:10 (4-year-olds)	1:10 or better	<input checked="" type="checkbox"/>
Screening & referral	Vision, hearing, health & more	Vision, hearing & health screenings; & referral	<input checked="" type="checkbox"/>
Continuous quality improvement system	Structured classroom observations; Data used for program improvement	Structured classroom observations; data used for program improvement	<input checked="" type="checkbox"/>

For more information about the benchmarks, see the Executive Summary and Roadmap to State Profile Pages.



RESOURCES

Total state pre-K spending	\$570,700
Local match required?	Yes
State spending per child enrolled	\$1,735
All reported spending per child enrolled*	\$1,735

* Pre-K programs may receive additional funds from federal or local sources that are not included in this figure.
 ** Head Start per-child spending includes funding only for 3- and 4-year-olds.
 *** K-12 expenditures include capital spending as well as current operating expenditures.

SPENDING PER CHILD ENROLLED

