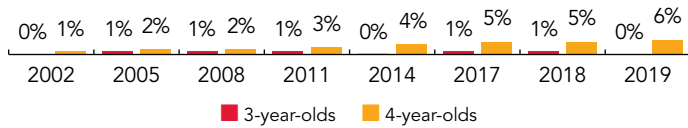
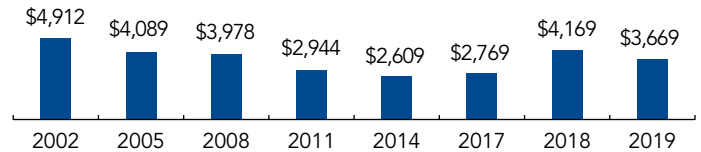


Nevada

PERCENT OF STATE POPULATION ENROLLED



STATE SPENDING PER CHILD ENROLLED (2019 DOLLARS)



OVERVIEW

Nevada preschool enrolled 2,139 children in 2018-2019, a decrease of 32 children from the prior year. State funding totaled \$7,848,995, down \$1,202,408 (13%), adjusted for inflation, since last year. An additional \$6,765,180 in federal PDG funding supported the program. State spending per child equaled \$3,669 in 2018-2019, down \$500 from 2017-2018, adjusted for inflation. Nevada met 7 of 10 quality standards benchmarks.

WHAT'S NEW

The Nevada Department of Education was awarded a Preschool Development Grant Birth through Five award in 2018 for \$606,515. This funding resulted in the completion of a comprehensive needs assessment and three work groups focused on aligning standards across learning, workforce and program standards which were facilitated by SRI. Beginning in 2019-2020, pre-K funds will no longer be awarded through competitive grants but rather be distributed to existing school districts or programs through formula funding based on number of children and families served who are at 200% poverty.

BACKGROUND

The Nevada Ready! State Pre-K (formerly known as the Nevada State Pre-Kindergarten Program) began in 2001. Programs operate in both community-based organizations and school districts. During 2018-2019, nearly 75% of enrolled children were served in programs operated by their local school districts, with 59% of school districts providing Nevada Ready! State PreK funded programs or classrooms. The Office of Early Learning and Development (OELD) within the Nevada Department of Education (NDE) is responsible for administering multiple early childhood state and federal funding sources including State Pre-K and the Preschool Development Grant (PDG).

Funding is awarded through competitive grant applications and is based on community need. Enrollment preference is given to 4- and 5-year-olds that are not eligible to attend kindergarten the following year. Districts and programs determine eligibility based on highest need. Children from low-income families, those who are homeless, English Language Learners, or children receiving special education services also are a priority for enrollment. There was no set income requirement for Nevada State Pre-Kindergarten program eligibility, but as the program transfers to Nevada Ready! State Pre-K, program eligibility is set at 200% of FPL based on previous PDG requirements.

Nevada used its federal Preschool Development Grant to expand pre-K to a full-day for the 2,139 children enrolled in Nevada Ready! Pre-K in 2018-2019. An additional 1,380 children were served with PDG funds, but not enrolled in the Nevada State Pre-K. Programs that receive PDG funding are required to participate in the state's QRIS system.

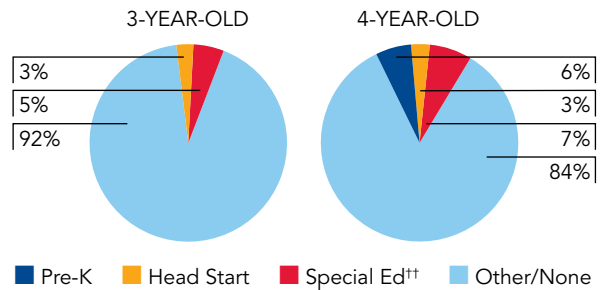
ACCESS RANKINGS		RESOURCE RANKINGS		TOTAL BENCHMARKS MET
4-YEAR-OLDS	3-YEAR-OLDS	STATE SPENDING	ALL REPORTED SPENDING	
40	None Served	32	22	7

NEVADA READY! STATE PRE-K

ACCESS

Total state pre-K enrollment	2,139
School districts that offer state program	59%
Income requirement	No income requirement
Minimum hours of operation	5 hours/day
Operating schedule	Determined locally
Special education enrollment, ages 3 and 4	4,722
Federally funded Head Start enrollment, ages 3 and 4	2,446
State-funded Head Start enrollment, ages 3 and 4	0

PERCENT OF POPULATION ENROLLED IN PUBLIC ECE



** Estimates children in special education not also enrolled in state pre-K or Head Start.

QUALITY STANDARDS CHECKLIST

POLICY	NV PRE-K REQUIREMENT	BENCHMARK	REQUIREMENT MEETS BENCHMARK?
Early learning & development standards	Comprehensive, aligned, supported, culturally sensitive	Comprehensive, aligned, supported, culturally sensitive	<input checked="" type="checkbox"/>
Curriculum supports	Approval process & supports	Approval process & supports	<input checked="" type="checkbox"/>
Teacher degree	BA	BA	<input checked="" type="checkbox"/>
Teacher specialized training	ECE	Specializing in pre-K	<input checked="" type="checkbox"/>
Assistant teacher degree	HSD	CDA or equivalent	<input type="checkbox"/>
Staff professional development	6 credit hours/5 years	For teachers & assistants: At least 15 hours/year; individual PD plans; coaching	<input type="checkbox"/>
Maximum class size	16 (3-year-olds); 20 (4-year-olds)	20 or lower	<input checked="" type="checkbox"/>
Staff-child ratio	1:8 (3-year-olds); 1:10 (4-year-olds)	1:10 or better	<input checked="" type="checkbox"/>
Screening & referral	Screenings determined locally; Referrals	Vision, hearing & health screenings; & referral	<input type="checkbox"/>
Continuous quality improvement system	Structured classroom observations; Data used for program improvement	Structured classroom observations; data used for program improvement	<input checked="" type="checkbox"/>

7

For more information about the benchmarks, see the Executive Summary and Roadmap to State Profile Pages.

RESOURCES

Total state pre-K spending	\$7,848,995
Local match required?	No
State Head Start spending	\$0
State spending per child enrolled	\$3,669
All reported spending per child enrolled*	\$6,832

* Pre-K programs may receive additional funds from federal or local sources that are not included in this figure.

** Head Start per-child spending includes funding only for 3- and 4-year-olds.

*** K-12 expenditures include capital spending as well as current operating expenditures.

SPENDING PER CHILD ENROLLED

