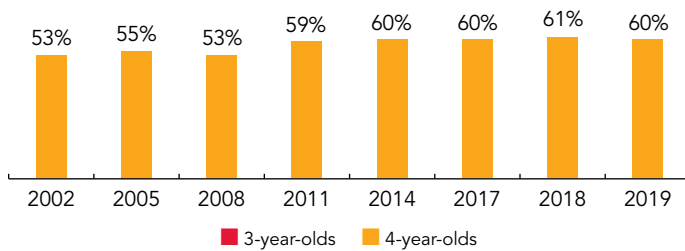
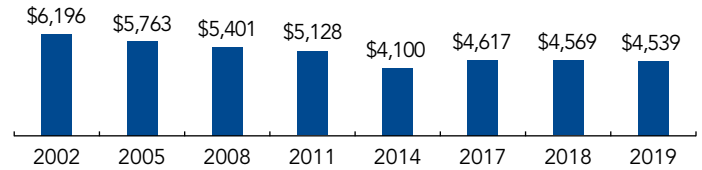


Georgia

PERCENT OF STATE POPULATION ENROLLED



STATE SPENDING PER CHILD ENROLLED (2019 DOLLARS)



OVERVIEW

Georgia preschool enrolled 80,493 children in 2018-2019, a decrease of 43 children from the prior year. State funding totaled \$365,326,541, down \$2,660,448 (1%), adjusted for inflation, since last year. State spending per child equaled \$4,539 in 2018-2019, down \$31 from 2017-2018, adjusted for inflation. Georgia met 8 of 10 quality standards benchmarks.

WHAT'S NEW

Georgia's Department of Early Care and Learning (DECAL) was awarded a renewal Preschool Development Grant Birth through Five award in 2019 for \$3.7 million to continue the work that began in 2018. In addition, Georgia's Early Learning and Development Standards were updated in 2018-2019. Looking ahead, Governor Kemp budgeted a \$3,000 salary increase for teachers in the FY 2020 state budget. This included Pre-K Lead teachers in both public and private settings. Additionally, Pre-K assistant teachers received a 2% salary increase.

BACKGROUND

Georgia's Pre-K Program launched in 1992 as a small pilot program and expanded in 1995 to become the nation's first state-funded universal preschool program for 4-year-olds. State lottery revenues generate funding for the program, which is provided in a variety of settings including public schools, private child-care centers, faith-based organizations, Head Start agencies, state colleges and universities, and military facilities. The program also received funding to serve 3,388 children in Summer Transition programs during the 2018-2019 school year.

An evaluation of the program, launched in 2011 by the Georgia General Assembly, is underway. Researchers from the Frank Porter Graham Child Development Institute at the University of North Carolina at Chapel Hill have released data on the first two phases of the study following children who attended Georgia's Preschool Program through kindergarten and first grade, finding demonstrated significant gains for children participating in the program across all domains of learning. Researchers are continuing to follow the representative sample of children through fifth grade. In addition, the DECAL has commissioned studies related to professional development for teachers and the summer transition program.

Budgetary constraints during the 2011-2012 school year prompted the state to adopt a higher student-teacher ratio of 11:1, with maximum class size growing to 22 students, still in effect.

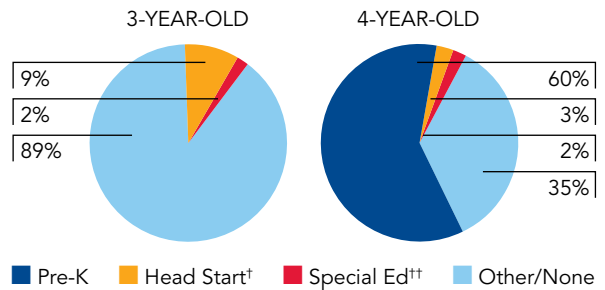
ACCESS RANKINGS		RESOURCE RANKINGS		TOTAL BENCHMARKS MET
4-YEAR-OLDS	3-YEAR-OLDS	STATE SPENDING	ALL REPORTED SPENDING	
7	None Served	26	34	8

GEORGIA'S PRE-K PROGRAM

ACCESS

Total state pre-K enrollment	80,493
School districts that offer state program	100% (counties)
Income requirement	No income requirement
Minimum hours of operation	6.5 hours/day; 5 days/week
Operating schedule	School or academic year
Special education enrollment, ages 3 and 4	9,670
Federally funded Head Start enrollment, ages 3 and 4	19,842
State-funded Head Start enrollment, ages 3 and 4	0

PERCENT OF POPULATION ENROLLED IN PUBLIC ECE



[†] Estimates children in Head Start not also enrolled in state pre-K.
^{††} Estimates children in special education not also enrolled in state pre-K or Head Start.

QUALITY STANDARDS CHECKLIST

POLICY	GA PRE-K REQUIREMENT	BENCHMARK	REQUIREMENT MEETS BENCHMARK?
Early learning & development standards	Comprehensive, aligned, supported, culturally sensitive	Comprehensive, aligned, supported, culturally sensitive	<input checked="" type="checkbox"/>
Curriculum supports	Approval process & supports	Approval process & supports	<input checked="" type="checkbox"/>
Teacher degree	BA	BA	<input checked="" type="checkbox"/>
Teacher specialized training	ECE, CD, ECE SpEd	Specializing in pre-K	<input checked="" type="checkbox"/>
Assistant teacher degree	CDA	CDA or equivalent	<input checked="" type="checkbox"/>
Staff professional development	15 hours/school year; PD plans; Coaching	For teachers & assistants: At least 15 hours/year; individual PD plans; coaching	<input checked="" type="checkbox"/>
Maximum class size	22 (4-year-olds)	20 or lower	<input type="checkbox"/>
Staff-child ratio	1:11 (4-year-olds)	1:10 or better	<input type="checkbox"/>
Screening & referral	Vision, hearing, health & more	Vision, hearing & health screenings; & referral	<input checked="" type="checkbox"/>
Continuous quality improvement system	Structured classroom observations; Data used for program improvement	Structured classroom observations; data used for program improvement	<input checked="" type="checkbox"/>

For more information about the benchmarks, see the Executive Summary and Roadmap to State Profile Pages.



RESOURCES

Total state pre-K spending	\$365,326,541
Local match required?	No
State Head Start spending	\$0
State spending per child enrolled	\$4,539
All reported spending per child enrolled*	\$4,539

* Pre-K programs may receive additional funds from federal or local sources that are not included in this figure.
 ** Head Start per-child spending includes funding only for 3- and 4-year-olds.
 *** K-12 expenditures include capital spending as well as current operating expenditures.

SPENDING PER CHILD ENROLLED

