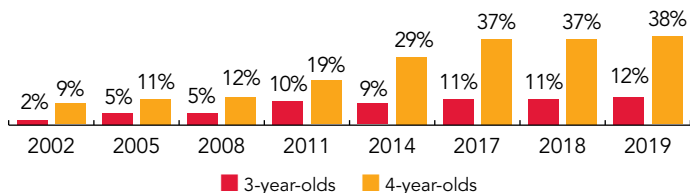
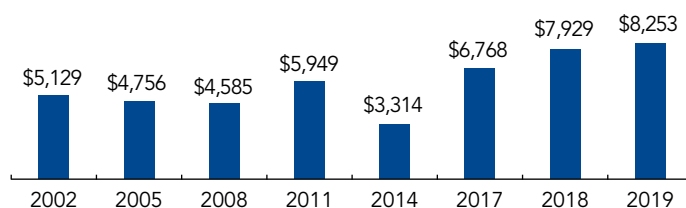


California

PERCENT OF STATE POPULATION ENROLLED



STATE SPENDING PER CHILD ENROLLED (2019 DOLLARS)



OVERVIEW

California's two preschool programs together enrolled 245,614 children in 2018-2019, an increase of 3,317 children from the prior year. State funding for the two programs totaled \$2,027,027,473, up \$105,860,705 (6%), adjusted for inflation, since last year. State spending per child averaged \$8,253 in 2018-2019, up \$324 from 2017-2018, adjusted for inflation. In 2018-2019, state spending per child was \$7,122 for the California State Preschool Program (CSPP) and \$9,775 for the Transitional Kindergarten (TK) Program. California CSPP met 6 of 10 quality standards benchmarks and TK met 3 of 10.

WHAT'S NEW

The U.S. Department of Health and Human Services awarded California a renewal Preschool Development Grant (PDG) Birth through Five (B-5) for \$13.4 million each year for three years for a total of \$40.2 million through December 30, 2022 to build state and local cross-system capacity and streamline governance to improve system efficiency. Beginning in the 2018-2019 school year, children funded by CSPP and TK funding can be served in the same TK classroom. Classrooms consisting of commingled CSPP and TK children are intended to support student transition, allow school districts and charter schools to braid funding streams, and support the overall quality of the programs by requiring that standards from both programs are met.

As a step toward providing universal preschool to children from low-income families, as of January 1, 2020, CSPP providers in the attendance boundary of public schools with at least 80% of enrolled pupils eligible for FRPL, may enroll 4-year-olds from families living in the catchment area who exceed the income criteria after all eligible and interested children are enrolled. Additional changes to the CSPP as of July 1, 2019 included changing the age cutoff for 3-year-old and 4-year-old children from September 1st to December 1st, enabling slightly younger children to enroll, and increasing the ongoing income eligibility threshold from 70 to 85% of SMI, adjusted for family size.

BACKGROUND

In 2008, the California State Preschool Program Act created the California State Preschool Program (CSPP) by consolidating several early childhood initiatives into one funding stream. CSPP encompasses (1) the CSPP that began in 1965 for children at risk for neglect, abuse, or family violence, or receiving protective services; (2) the 2007 Prekindergarten and Family Literacy Program (PKFLP) which added a literacy component to CSPP; and (3) General Child Care programs.

CSPP provided part- and full-day preschool to 3- and 4-year-olds. During the 2018-2019 school year, families must have met one of the following eligibility criteria to enroll in CSPP: 1) income eligible, 2) receiving cash aid, 3) homeless, or 4) have a child who is receiving child protective services or is at risk of abuse, neglect, or exploitation. For full-day CSPP, families must have also established at least one of the following: employment/seeking employment, education or vocational training, homelessness, or parental incapacity.

CSPP awards funding through a competitive application process to school districts, private and faith-based agencies, Head Start programs, higher education institutions, counties, cities, and tribal organizations. Children must remain eligible throughout the year to receive full-day services but can remain in part-day programs regardless of changes to eligibility. Teachers are required to have California Child Development Associate Teacher Permits, and can receive grants for professional learning. CSPP classrooms receive structured quality observations using the Early Childhood Environment Rating Scale, Revised Edition (ECERS-R) at least once a year.

California Transitional Kindergarten (TK) began during the 2012-2013 school year as a result of the kindergarten age eligibility moving from December 2 to September 1, as part of the state's Kindergarten Readiness Act of 2010. TK is the first year of a two-year kindergarten program for children born between September 2 and December 2. In June 2015 an amendment to state law allowed children turning 5 years old after December 2 to attend TK at the beginning of the school year, at the discretion of the local educational agency. TK follows kindergarten law for class size, teacher qualifications, program standards, funding, and serving English language learners. TK is profiled as a separate preschool program in this report.

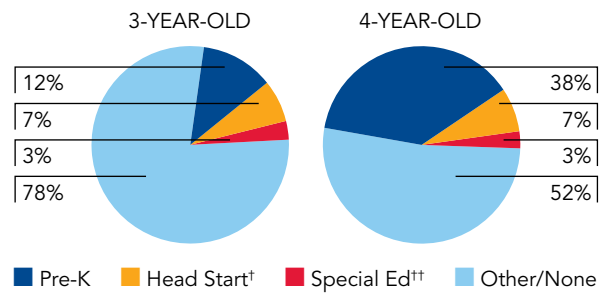
California's overall support for state-funded preschool, including enrollment and funding for both CSPP and TK, is depicted in the first two pages of this state profile. The third page focuses solely on CSPP and the fourth page provides information on TK.

CALIFORNIA STATE OVERVIEW

ACCESS

Total state pre-K enrollment	245,614
Special education enrollment, ages 3 and 4	52,307
Federally funded Head Start enrollment, ages 3 and 4	70,631
State-funded Head Start enrollment, ages 3 and 4	0

PERCENT OF POPULATION ENROLLED IN PUBLIC ECE

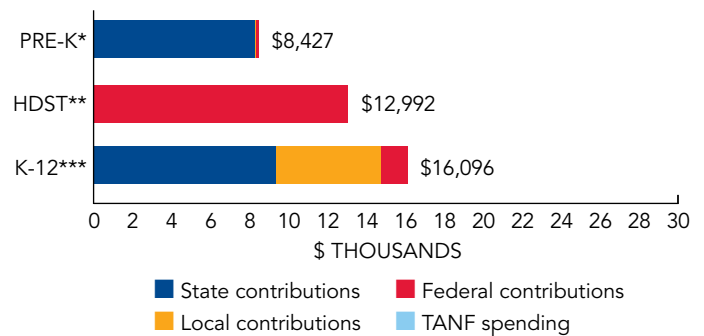


† Some Head Start children may also be counted in state pre-K.
 †† Estimates children in special education not also enrolled in state pre-K or Head Start.

RESOURCES

Total state pre-K spending	\$2,027,027,473
State Head Start spending	\$0
State spending per child enrolled	\$8,253
All reported spending per child enrolled*	\$8,427

SPENDING PER CHILD ENROLLED



* Pre-K programs may receive additional funds from federal or local sources that are not included in this figure.
 ** Head Start per-child spending includes funding only for 3- and 4-year-olds.
 *** K-12 expenditures include capital spending as well as current operating expenditures.

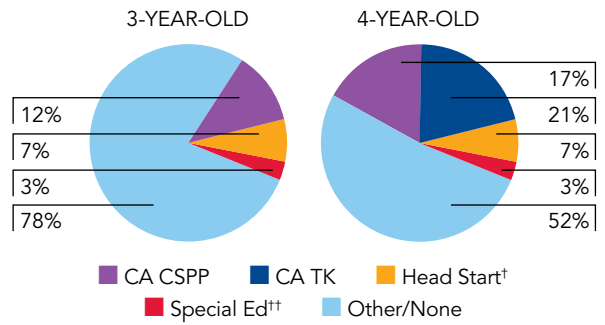
ACCESS RANKINGS		RESOURCE RANKINGS		TOTAL BENCHMARKS MET
4-YEAR-OLDS	3-YEAR-OLDS	STATE SPENDING	ALL REPORTED SPENDING	
15	8	7	16	4.7

CALIFORNIA STATE PRESCHOOL PROGRAM (CA SPP)

ACCESS

Total state pre-K enrollment 140,920
 School districts that offer state program 97% (counties/parishes)
 Income requirement 70% SMI
 Minimum hours of operation 3 hours/day; 5 days/week
 Operating schedule Determined locally

PERCENT OF POPULATION ENROLLED IN PUBLIC ECE



† Some Head Start children may also be counted in state pre-K.
 †† Estimates children in special education not also enrolled in state pre-K or Head Start.

QUALITY STANDARDS CHECKLIST

POLICY	CA SPP REQUIREMENT	BENCHMARK	REQUIREMENT MEETS BENCHMARK?
Early learning & development standards	Comprehensive, aligned, supported, culturally sensitive	Comprehensive, aligned, supported, culturally sensitive	<input checked="" type="checkbox"/>
Curriculum supports	Approval process & supports	Approval process & supports	<input checked="" type="checkbox"/>
Teacher degree	California Child Development Associate Teacher Permit	BA	<input type="checkbox"/>
Teacher specialized training	ECE, CD	Specializing in pre-K	<input checked="" type="checkbox"/>
Assistant teacher degree	HSD	CDA or equivalent	<input type="checkbox"/>
Staff professional development	105 hours/5 years	For teachers & assistants: At least 15 hours/year; individual PD plans; coaching	<input type="checkbox"/>
Maximum class size	No limit (3- & 4-year-olds)	20 or lower	<input type="checkbox"/>
Staff-child ratio	1:8 (3- & 4-year-olds)	1:10 or better	<input checked="" type="checkbox"/>
Screening & referral	Vision, hearing, health & more	Vision, hearing & health screenings; & referral	<input checked="" type="checkbox"/>
Continuous quality improvement system	Structured classroom observations Data used for program improvement	Structured classroom observations; data used for program improvement	<input checked="" type="checkbox"/>

For more information about the benchmarks, see the Executive Summary and Roadmap to State Profile Pages.

6

RESOURCES

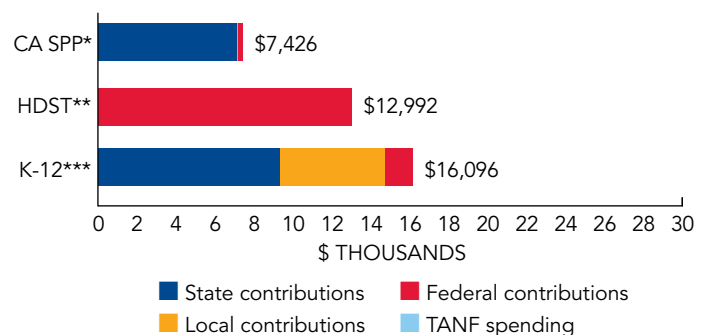
Total state pre-K spending \$1,003,621,637
 Local match required? No
 State spending per child enrolled \$7,122
 All reported spending per child enrolled* \$7,426

* Pre-K programs may receive additional funds from federal or local sources that are not included in this figure.

** Head Start per-child spending includes funding only for 3- and 4-year-olds.

*** K-12 expenditures include capital spending as well as current operating expenditures.

SPENDING PER CHILD ENROLLED

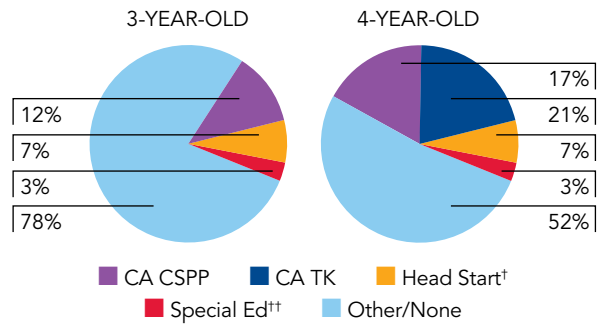


CALIFORNIA TRANSITIONAL KINDERGARTEN (TK)

ACCESS

Total state pre-K enrollment 104,694
 School districts that offer state program 100% (counties/parishes)
 Income requirement No income requirement
 Minimum hours of operation 3 hours/day; 5 days/week
 Operating schedule School or academic year

PERCENT OF POPULATION ENROLLED IN PUBLIC ECE



† Some Head Start children may also be counted in state pre-K.
 †† Estimates children in special education not also enrolled in state pre-K or Head Start.

QUALITY STANDARDS CHECKLIST

POLICY	CA TK REQUIREMENT	BENCHMARK	REQUIREMENT MEETS BENCHMARK?
Early learning & development standards	Comprehensive, aligned, supported, culturally sensitive	Comprehensive, aligned, supported, culturally sensitive	<input checked="" type="checkbox"/>
Curriculum supports	Approval process & supports	Approval process & supports	<input checked="" type="checkbox"/>
Teacher degree	BA	BA	<input checked="" type="checkbox"/>
Teacher specialized training	ECE, CD, Elem. Ed.	Specializing in pre-K	<input type="checkbox"/>
Assistant teacher degree	HSD	CDA or equivalent	<input type="checkbox"/>
Staff professional development	Determined locally	For teachers & assistants: At least 15 hours/year; individual PD plans; coaching	<input type="checkbox"/>
Maximum class size	33 (4-year-olds)	20 or lower	<input type="checkbox"/>
Staff-child ratio	1:33 (4-year-olds)	1:10 or better	<input type="checkbox"/>
Screening & referral	Vision, hearing & health screenings (by 1st grade)	Vision, hearing & health screenings; & referral	<input type="checkbox"/>
Continuous quality improvement system	None	Structured classroom observations; data used for program improvement	<input type="checkbox"/>

For more information about the benchmarks, see the Executive Summary and Roadmap to State Profile Pages.

3

RESOURCES

Total state pre-K spending \$1,023,405,836
 Local match required? No
 State spending per child enrolled \$9,775
 All reported spending per child enrolled* \$9,775

* Pre-K programs may receive additional funds from federal or local sources that are not included in this figure.
 ** Head Start per-child spending includes funding only for 3- and 4-year-olds.
 *** K-12 expenditures include capital spending as well as current operating expenditures.

SPENDING PER CHILD ENROLLED

