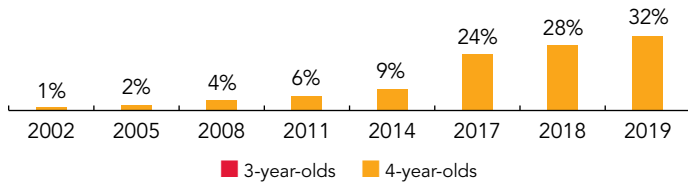
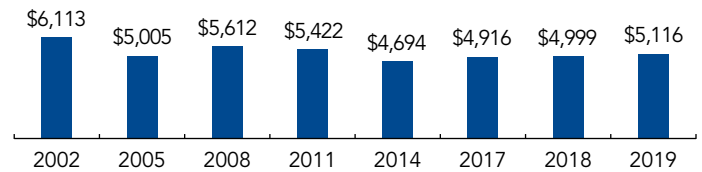


Alabama

PERCENT OF STATE POPULATION ENROLLED



STATE SPENDING PER CHILD ENROLLED (2019 DOLLARS)



OVERVIEW

Alabama First Class Pre-K enrolled 18,756 children in 2018-2019, an increase of 2,705 children from the prior year. State funding totaled \$95,962,050, up \$15,729,732 (20%), adjusted for inflation, since last year. State spending per child equaled \$5,116 in 2018-2019, up \$118 from 2017-2018, adjusted for inflation. Alabama met 10 of 10 quality standards benchmarks.

WHAT'S NEW

The Alabama Department of Early Childhood Education (DECE) was awarded a renewal Preschool Development Grant for Birth through Five in 2019 for almost \$11.2 million annually through 2022 to continue the work that began in 2018. Additionally, in May 2019, the Alabama State House of Representatives and the Alabama State Senate agreed to the largest-ever expansion of the state's high-quality, First Class Voluntary Pre-K (FCVPK) program. The pre-K expansion funds were part of a \$26.8 million increase in the Fiscal Year 2020 Education Trust Fund budget legislation for the Alabama Department of Early Childhood Education's Office of School Readiness. This increase will fund an additional 164 new classrooms to 38 counties for the 2019-2020 school year.

BACKGROUND

FCVPK is a grant program administered by the Office of School Readiness within the Alabama DECE under the Governor's Office. The program funds full-day preschool education for all 4-year-olds in every county in a variety of settings, including public schools, private centers, Head Start programs, community organizations, faith-based centers, colleges and universities, and military agencies. Using a multi-pronged approach, the DECE Office of School Readiness has implemented evidence-based strategies and methods grounded in research literature to assure that all Alabama 4-year-olds have access to excellent early learning classrooms in their communities.

Funding for FCVPK is distributed by the Alabama Education Trust Fund Budget through competitive grants at three levels for pre-K programs: (1) Pre-K Excellence Grants (up to \$45,000) are awarded on a 3-year cycle to help programs meet quality standards and are not intended as the primary source of funding; (2) Pre-K Tiered Grants (\$80,100 to \$92,700 per grant) are awarded on a 3-year cycle to classrooms serving a certain share of the free and reduced-price lunch eligible child population and are primary sources of pre-K funding; (3) New Classroom or Plus Grants (\$120,000 to \$150,000 per grant) cover costs of materials, equipment, furnishings, and general operating expenses in new classrooms for one year. Grantees must provide at least a 25% match to the awards locally, which can include sliding-scale fee revenue.

All teachers in First Class Pre-K classrooms must center their instructional strategies, classroom environment and activities according to the Alabama First Class Framework, first implemented beginning in the 2013-2014 academic year. FCVPK requires use of a curriculum incorporating early learning standards aligned to kindergarten content standards and Teaching Strategies GOLD objectives, the required formative assessment tool. All FCVPK classrooms are supported by a coach and monitor to support continuous improvement. Alabama requires each classroom to have a lead teacher with a BA plus an early learning credential. Assistant teachers, which are also required for every classroom, must have a CDA or equivalent. In 2015, DECE introduced policies to support salary parity for all pre-K teachers.

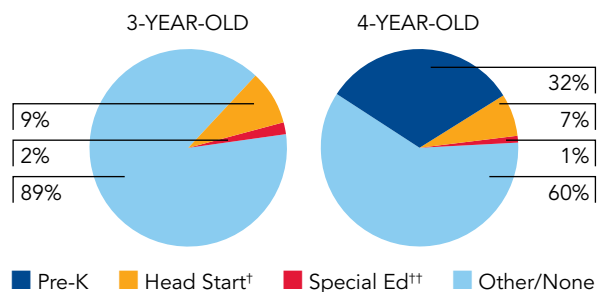
ACCESS RANKINGS		RESOURCE RANKINGS		TOTAL BENCHMARKS MET
4-YEAR-OLDS	3-YEAR-OLDS	STATE SPENDING	ALL REPORTED SPENDING	
19	None Served	21	28	10

FIRST CLASS PRE-K: ALABAMA'S VOLUNTARY PRE-KINDERGARTEN PROGRAM

ACCESS

Total state pre-K enrollment.....	18,756
School districts that offer state program.....	100% counties/parishes
Income requirement.....	No income requirement
Minimum hours of operation.....	6.5 hours/day; 5 days/week
Operating schedule.....	School or academic year
Special education enrollment, ages 3 and 4.....	4,052
Federally funded Head Start enrollment, ages 3 and 4.....	11,785
State-funded Head Start enrollment, ages 3 and 4.....	0

PERCENT OF POPULATION ENROLLED IN PUBLIC ECE



† Estimates children in Head Start not also enrolled in state pre-K.
 ** Estimates children in special education not also enrolled in state pre-K or Head Start.

QUALITY STANDARDS CHECKLIST

POLICY	AL PRE-K REQUIREMENT	BENCHMARK	REQUIREMENT MEETS BENCHMARK?
Early learning & development standards	Comprehensive, aligned, supported, culturally sensitive	Comprehensive, aligned, supported, culturally sensitive	<input checked="" type="checkbox"/>
Curriculum supports	Approval process & supports	Approval process & supports	<input checked="" type="checkbox"/>
Teacher degree	BA	BA	<input checked="" type="checkbox"/>
Teacher specialized training	ECE, CD, ECE SpEd	Specializing in pre-K	<input checked="" type="checkbox"/>
Assistant teacher degree	CDA or 9 ECE/CD credits	CDA or equivalent	<input checked="" type="checkbox"/>
Staff professional development	30 hours/year (teachers); 20 hours/year (assistants); PD plans; Coaching	For teachers & assistants: At least 15 hours/year; individual PD plans; coaching	<input checked="" type="checkbox"/>
Maximum class size	20 (4-year-olds)	20 or lower	<input checked="" type="checkbox"/>
Staff-child ratio	1:10 (4-year-olds)	1:10 or better	<input checked="" type="checkbox"/>
Screening & referral	Vision, hearing, health & more	Vision, hearing & health screenings; & referral	<input checked="" type="checkbox"/>
Continuous quality improvement system	Structured classroom observations; Data used for program improvement	Structured classroom observations; data used for program improvement	<input checked="" type="checkbox"/>

For more information about the benchmarks, see the Executive Summary and Roadmap to State Profile Pages.



RESOURCES

Total state pre-K spending.....	\$95,962,050
Local match required?.....	Yes
State Head Start spending.....	\$0
State spending per child enrolled.....	\$5,116
All reported spending per child enrolled*.....	\$6,257

* Pre-K programs may receive additional funds from federal or local sources that are not included in this figure.

** Head Start per-child spending includes funding only for 3- and 4-year-olds.

*** K-12 expenditures include capital spending as well as current operating expenditures.

SPENDING PER CHILD ENROLLED

