



cityhealth

AN INITIATIVE OF

de Beaumont  KAISER PERMANENTE®

PreK 2019 Medal Preview



CITYHEALTH & NIEER STAFF

Catherine Patterson, Director of Operations,
CityHealth

GG Weisenfeld, Assistant Research Professor,
National Institute for Early Education Research
(NIEER)

Liz Voyles, Vice President of Communications,
CityHealth



WHAT IS CITYHEALTH?

- **An initiative** of the de Beaumont Foundation and Kaiser Permanente that aims **to help cities thrive** through policies that improve people's day-to-day lives.
- **A package of nine policy recommendations** with significant potential to boost health, well-being, and quality of life by addressing the key social determinants.



CITY HEALTH'S NINE POLICIES



Affordable Housing



Alcohol Sales Control



Complete Streets



Earned Sick Leave



Food Safety/Restaurant
Inspection Rating



Healthy Food Procurement



High-Quality Universal Pre-K



Smoke Free Indoor Air



Tobacco 21



GETTING CITIES TO GOLD

- **Assess** how the 40 largest US cities stack up when it comes to the number and quality of these policies on their books.
- **Support cities** who want to take action on implementing these policies

HOW OVERALL MEDALS ARE AWARDED



City received 5 or more gold medals across each of the 9 policies



City received 5 or more gold or silver medals across each of the 9 policies



City received 4 or more gold, silver, or bronze medals across each of the 9 policies

Awarding Pre-K Medals

Identifying City Pre-K Programs

We used NIEER's definition of a state preschool program and applied that to the city:

- The program is funded, controlled, and directed by the state and operates within a city
- The program is funded, controlled, and directed by the city
- The program serves children of preschool age, usually 3 and/or 4 years old.
- Early childhood education is the primary focus of the program.
- The preschool education programs must be distinct from the state's system for subsidized child care.
- The program is not primarily designed to serve children with disabilities, but services may be offered to children with disabilities.
- State supplements to the federal Head Start program are considered to constitute de facto state preschool programs if they substantially expand the number of children served, and if the state assumes some administrative responsibility for the program.

Determining Medals

Two Factors:

1. Enrollment in Pre-K: all children served in the city using local/city/state dollars
2. Quality of the Pre-K program (one program was reviewed)

Determining Medals: Enrollment

Four-year-old population of the city was calculated using the 2010 Census Data

All local/city/state programs that serve 4-year-olds were included in the enrollment count


30% was identified as the goal:

- **National enrollment is about 30% of 4-year-olds in state pre-K**
- **We did not include other 4-year-old funding streams**
- **BUT still too low**

Determining Medals: Quality

NIEER has developed a rating system for 10 preschool policy standards related to quality to help guide policymakers seeking to enhance and support high quality. Starting with the 2016 Yearbook, NIEER updated its benchmarks.

Learning Standards	Teacher Education
Curriculum Supports	Teacher Training
Max Class Size	Assistant Teacher Education
Teacher-Child Ratio	Professional Development
Health Screening	Quality Improvement



NIEER Benchmark: Learning Standards

Early Learning & Development Standards:

Comprehensive:

Covers 5 essential domains of child development

Aligned:

Vertically with state standards for older and younger ages


Horizontally with child assessments (if required)

Supported:

Professional Development on the ELDS, or

Resources available to support implementation

Culturally sensitive content/support for DLLs



NIEER Benchmark: Curriculum


Curriculum Supports

The State or City supports curriculum selection, examples:

- Guidance on how to select an evidenced-based curricula
- A list of approved or recommended curricula
- Requires adoption of specific curricula
- Requires alignment of curricula with ELDS

The State or City supports curriculum implementation, examples:

- Provides or sponsors PD/training on implementation
- Offers TA on curriculum implementation
- Funding for curriculum implementation, PD/training




NIEER Benchmark: Professional Development

Staff Professional Development:

At least 15 hours/year of PD for **LEAD *and* ASSISTANT** teachers

Written individual annual PD plans for **LEAD *and* ASSISTANT** teachers

Includes PD that is teacher/classroom specific (such as classroom-embedded support, coaching)




NIEER Benchmark: Continuous Improvement System

Continuous Quality Improvement System:

Systematic approach to classroom observations


- Could include random samples, focus on low performing classrooms
- At least every 3 years

Data are used at both the city (could be state) and local levels for program improvement




NIEER Benchmarks: Teachers

1. Lead Teachers must have a BA in all settings
2. Lead Teachers must have certification/licensure/specialization working with preschool aged children
3. Assistant Teachers must have a CDA or equivalent



NIEER Benchmarks: Class Size, Ratio, and Screening

1. Maximum class size of 20 children
2. Maximum ratio of 1 teacher to 10 students
3. All preschool children must be screened in vision, hearing, and at least one health screening and child must be referred if screened positive



Determining Medals: Quality Program Selection

Only one pre-K program was selected to be reviewed for quality.

If a city operated and funded a preschool program during 2017-2018, then that program was selected.

If a city operated and funded two city preschool programs during 2017-2018, then the program with the greatest enrollment was selected.

If the city did NOT fund a preschool program during 2017-2018, then the state program that operated within the city was selected. If the state operated more than one program, then the program with the greatest enrollment was selected.

Data Collection

2018 CityHealth Pre-K Medals

Quality:

- 2017-2018 School Year
- Started with NIEER Yearbook data
- Reviewed city websites, largest school district's websites, implementation manuals, other research
- City contacts were asked to verify (July-September 2019)

Enrollment:

- 2019-2020 School Year (if available)
- 2018-2019 School Year
- Actual count (if available)
- Estimates based on NIEER Yearbook data

Determining Medals

Measuring big cities' high-quality pre-k programs by Quality and Enrollment

How did we award high-quality pre-k medals?

	Bronze	Silver	Gold
Meets 8 out of 10 quality benchmarks for a Pre-K program (For detailed breakdown, please see the Data Deep Dive section below)	✗	✓	✓
Over 30% of children enrolled in Pre-K programs	✓	✗	✓

Next Steps

Review the document GG Weisenfeld (gweisenfeld@nieer.org) sent on Monday 10/21/19.

If this information looks correct, please email GG back and let her know by Friday, November 1, 2019.

If you think the program that operates within the city meets a benchmark or the enrollment threshold, then email GG along with any supporting evidence **by Friday, November 1, 2019.**

If you have any questions, please email:

GG Weisenfeld: gweisenfeld@nieer.org

Releasing Report

- The CityHealth Annual Report will be released to the public on November 13. The data featured has been distributed for review to policymakers in each city.
- A wide audience of policymakers will be invited to a webinar where they can review their city's final data, the day before the release.
- For questions, or an invitation to the policymaker webinar, please contact liz@cityhealth.org.



LET'S CONNECT



[@City_Health](#)



[@CityHealthOrg](#)



[@PreSchoolToday](#)



[@PreSchoolToday](#)

Sign up to receive updates at
<https://cityhealth.org/join-us>



[@deBeaumontFndtn](#)



[@deBeaumontFoundation](#)