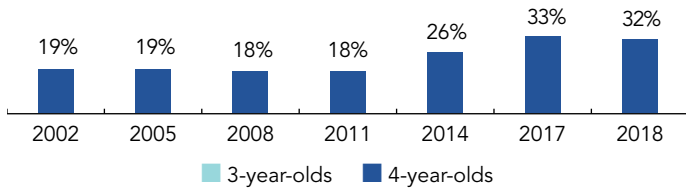
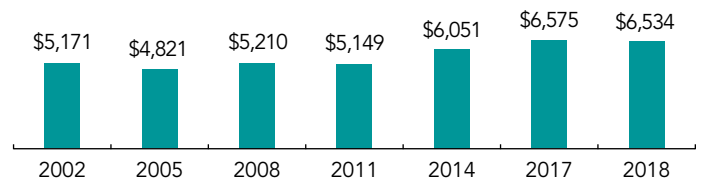


Michigan

PERCENT OF STATE POPULATION ENROLLED



STATE SPENDING PER CHILD ENROLLED (2018 DOLLARS)



OVERVIEW

Michigan preschool enrolled 37,325 children in 2017-2018, a decrease of 1,046 children from the prior year. State funding totaled \$243,900,000, down \$8,377,783 (3%), adjusted for inflation, since last year. State spending per child equaled \$6,534 in 2017-2018, down \$40 from 2016-2017, adjusted for inflation. Michigan met 10 of 10 quality standards benchmarks.

WHAT'S NEW

The Michigan Department of Education was awarded a Preschool Development Grant Birth through Five award in 2018 for almost \$5.06 million to support communities in universal developmental and behavioral screening and no wrong door frameworks. Michigan will maximize parental knowledge and develop culturally and linguistically appropriate materials for DLLs and add EL supports to the system.

An updated funding formula, informed by a stakeholder group, was used in 2017-2018 to allocate Great Start Readiness Program (GSRP) funding. During 2018-2019, \$1 million was allocated to support programs wishing to change curricula, reducing the number of available slots. A supplemental funding bill in December of 2018 added an additional \$1 million available for supporting programs wishing to change the comprehensive curriculum in use. Additionally, during 2018-2019, the GSRP sought submissions from curricula publishers to be included on their approved curriculum list.

BACKGROUND

Established in 1985, the GSRP, formerly known as Michigan School Readiness Program, provides preschool education for at-risk 4-year-olds, and is associated with the state's early childhood initiative. Starting in 2013-2014, 90% of families had to be at or below 250% FPL with some exceptions for up to 300% FPL. Any family over-income for the remaining 10% must pay a fee on a locally determined sliding scale unless they are homeless, in foster care, or have an IEP recommending placement in an inclusive preschool setting. GSRP serves the majority of children in school-day programs to better suit the needs of families.

Intermediate School Districts (ISDs) receive financial support directly, but they may distribute funds to local school districts and to providers in community-based settings to offer GSRP. GSRP providers must attain a three-star or higher rating in Michigan's Great Start to Quality tiered rating and improvement system.

Overall ISD funding is determined by the level of poverty in each ISD and a funding formula, with final grantee awards based on both a community needs assessment and a formula component. State funding includes a transportation fund, as well as funding specifically earmarked for recruiting families and increasing public awareness of GSRP, and \$300,000 allocated for ongoing statewide evaluation activities. Funding for GSRP has remained flat since 2015-2016.

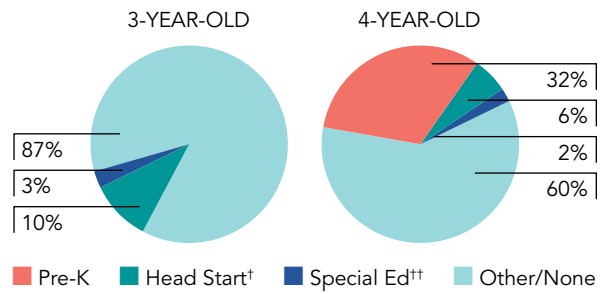
ACCESS RANKINGS		RESOURCE RANKINGS		TOTAL BENCHMARKS MET
4-YEAR-OLDS	3-YEAR-OLDS	STATE SPENDING	ALL REPORTED SPENDING	
18	None Served	14	26	10

MICHIGAN GREAT START READINESS PROGRAM

ACCESS

Total state pre-K enrollment	37,325
School districts that offer state program	60%
Income requirement	250% FPL
Minimum hours of operation	3 hours/day; 4 days/week
Operating schedule	Determined locally
Special education enrollment, ages 3 and 4	12,173
Federally funded Head Start enrollment, ages 3 and 4	24,216
State-funded Head Start enrollment, ages 3 and 4	48

PERCENT OF POPULATION ENROLLED IN PUBLIC ECE



† Estimates children in Head Start not also enrolled in state pre-K.
 †† Estimates children in special education not also enrolled in state pre-K or Head Start.

QUALITY STANDARDS CHECKLIST

POLICY	MI PRE-K REQUIREMENT	BENCHMARK	REQUIREMENT MEETS BENCHMARK?
Early learning & development standards	Comprehensive, aligned, supported, culturally sensitive	Comprehensive, aligned, supported, culturally sensitive	<input checked="" type="checkbox"/>
Curriculum supports	Approval process & supports	Approval process & supports	<input checked="" type="checkbox"/>
Teacher degree	BA	BA	<input checked="" type="checkbox"/>
Teacher specialized training	ECE, CD, ECE SpEd	Specializing in pre-K	<input checked="" type="checkbox"/>
Assistant teacher degree	CDA	CDA or equivalent	<input checked="" type="checkbox"/>
Staff professional development	16 hours/year; PD plans; Coaching	For teachers & assistants: At least 15 hours/year; individual PD plans; coaching	<input checked="" type="checkbox"/>
Maximum class size	18 (4-year-olds)	20 or lower	<input checked="" type="checkbox"/>
Staff-child ratio	1:8 (4-year-olds)	1:10 or better	<input checked="" type="checkbox"/>
Screening & referral	Vision, hearing, health & more	Vision, hearing & health screenings; & referral	<input checked="" type="checkbox"/>
Continuous quality improvement system	Structured classroom observations; Data used for program improvement	Structured classroom observations; data used for program improvement	<input checked="" type="checkbox"/>

For more information about the benchmarks, see the Executive Summary and Roadmap to State Profile Pages.

10

RESOURCES

Total state pre-K spending	\$243,900,000
Local match required?	No
State Head Start spending	Not reported
State spending per child enrolled	\$6,534
All reported spending per child enrolled*	\$6,534

* Pre-K programs may receive additional funds from federal or local sources that are not included in this figure.
 ** Head Start per-child spending includes funding only for 3- and 4-year-olds.
 *** K-12 expenditures include capital spending as well as current operating expenditures.

SPENDING PER CHILD ENROLLED

