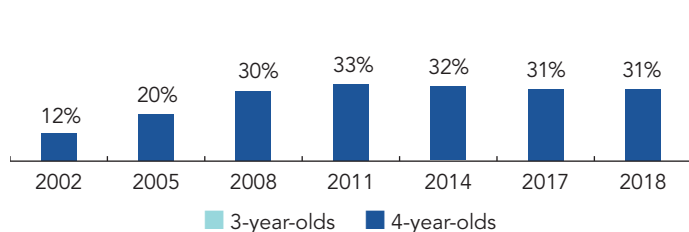
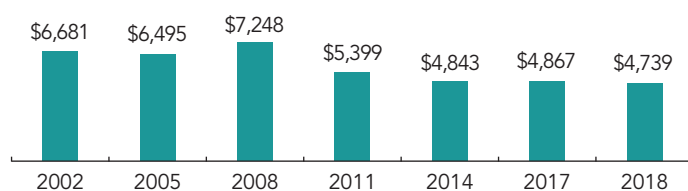


# Louisiana

PERCENT OF STATE POPULATION ENROLLED



STATE SPENDING PER CHILD ENROLLED  
(2018 DOLLARS)



## OVERVIEW

Louisiana preschool programs enrolled 18,911 children in 2017-2018, a decrease of 143 children from the prior year. State funding totaled \$49,120,615 and \$40,492,803 in TANF funds were also used to support program, down \$3,131,792 (3%), adjusted for inflation, since last year. State spending per child (including TANF funds) equaled \$4,739 in 2017-2018, down \$129 from 2016-2017, adjusted for inflation. Louisiana met an average of 8 of 10 quality standards benchmarks.

## WHAT'S NEW

On August 20, 2018, the eligibility requirement for LA 4 and NSECD changed from 185% FPL to 200% FPL in an effort to align pre-K program eligibility with Louisiana's K-12 definition of Economically Disadvantaged. Additionally, the Louisiana Department of Education (DOE) was awarded a Preschool Development Grant Birth through Five award in 2018 for \$7.1 million.

## BACKGROUND

Louisiana has three distinct state funded preschool programs: the 8(g) Student Enhancement Block Grant Program (8(g)), the Cecil J. Picard LA 4 Early Childhood Program (LA 4), and the Nonpublic Schools Early Childhood Development Program (NSECD). The state also provides early childhood education through the federally funded Preschool Expansion Grant. Many school districts also use federal Title I funding to provide high-quality pre-K to 4-year-olds in public schools, typically adopting the same standards as LA4.

The first of Louisiana's state-funded pre-k programs, initially established in 1988, is the 8(g) Student Enhancement Block Grant Program. It was created to compensate for the loss of the Model Early Childhood Program when matching annual appropriations for that program ended. The 8(g) program serves 4-year-old children and priority is given to students who qualify for free or reduced-price lunch. However, if all income-eligible children are served, additional students may be served if they are deemed "developmentally unprepared." During the 2017-2018 school year, 65 out of 70 school districts in Louisiana offer this program, though funds for the program are available to any district that chooses to offer the program.

The largest of the three state-funded pre-K programs, The Cecil J. Picard LA 4 Early Childhood Program (LA 4) (formerly LA 4 and Starting Points), was established in 2001 and serves 4-year-old children in public schools, independent LEA charter schools, and tribal schools. Additionally, programs can subcontract with Head Start programs, private agencies, and non-independent LEA charter schools to deliver the LA 4 program. Teachers in LA 4 are required to have a minimum of a bachelor's degree and meet all the qualifications required for public school teachers, regardless of where the program is located. Eligibility for this program is based on income: all children must be at or below 185% FPL to enroll but as of August 2018, this was raised to 200% FPL. During the 2017-2018 school year, LA 4 was available in 64 of Louisiana's 70 school districts.

Also established in 2001, the Nonpublic Schools Early Childhood Development program (NSECD) supports high-quality pre-K for 4-year-olds in nonpublic settings. Teachers in the NSECD program are required to have a bachelor's degree and assistant teachers are required to have at least a CDA. NSECD has the same eligibility requirements as the LA 4 program. During the 2017-2018 school year, programs operated 15 out of 64 parishes in Louisiana. Funding is available for this program on a competitive basis.

During the 2012 session, the Louisiana Legislature passed Act 3, unifying multiple early childhood initiatives under the DOE and in collaboration with other state agencies. This system contains aligned program standards, a quality rating and improvement accountability system in which all programs receiving state and/or federal funds are required to participate, a unified professional development system, birth-through-five early learning and development standards, and a cross-agency integrated data system.

During the 2016-2017 school year, Louisiana completed its first full year of the unified rating and improvement system for all publicly funded child care, Head Start and pre-K sites. The state shared information for all programs serving children birth to age 5 via a family-friendly website, [www.louisianaschools.com](http://www.louisianaschools.com), which provides comparable information about program quality.

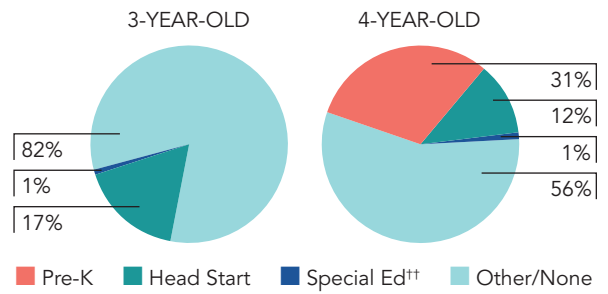
Louisiana's overall support for state-funded preschool, including enrollment and funding for 8(g), LA 4, and NSECD is depicted in the first two pages of this state profile. The third page focuses solely on 8(g), the fourth page provides information on LA 4, and the fifth page on NSECD.

## LOUISIANA STATE OVERVIEW

### ACCESS

Total state pre-K enrollment .....	18,911
Special education enrollment, ages 3 and 4 .....	4,831
Federally funded Head Start enrollment, ages 3 and 4 .....	18,137
State-funded Head Start enrollment, ages 3 and 4.....	0

PERCENT OF POPULATION ENROLLED IN PUBLIC ECE

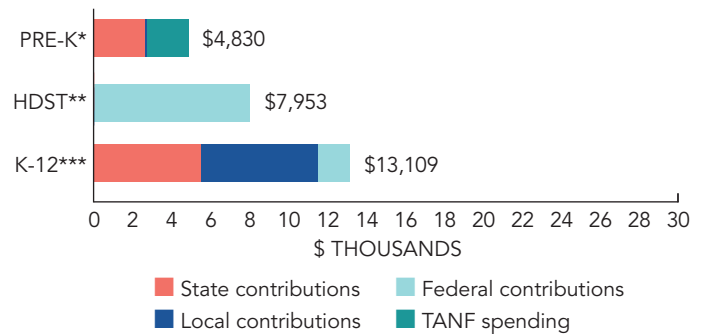


<sup>††</sup> Estimates children in special education not also enrolled in state pre-K or Head Start.

### RESOURCES

Total state pre-K spending .....	\$89,613,418
State Head Start spending .....	\$0
State spending per child enrolled .....	\$4,739
All reported spending per child enrolled*	\$4,830

SPENDING PER CHILD ENROLLED



\* Pre-K programs may receive additional funds from federal or local sources that are not included in this figure.

\*\* Head Start per-child spending includes funding only for 3- and 4-year-olds.

\*\*\* K-12 expenditures include capital spending as well as current operating expenditures.

ACCESS RANKINGS	
4-YEAR-OLDS	3-YEAR-OLDS
20	None Served

RESOURCE RANKINGS	
STATE SPENDING	ALL REPORTED SPENDING
22	33

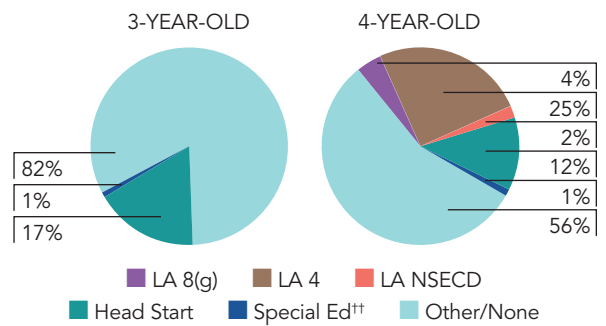
TOTAL BENCHMARKS MET
8

## LOUISIANA 8(G) STUDENT ENHANCEMENT BLOCK GRANT PROGRAM

### ACCESS

Total state pre-K enrollment .....	2,127
School districts that offer state program .....	93%
Income requirement .....	185% FPL
Minimum hours of operation .....	6 hours/day; 5 days/week
Operating schedule .....	School or academic year

### PERCENT OF POPULATION ENROLLED IN PUBLIC ECE



\*\* Estimates children in special education not also enrolled in state pre-K or Head Start.

### QUALITY STANDARDS CHECKLIST

POLICY	LA 8(G) REQUIREMENT	BENCHMARK	REQUIREMENT MEETS BENCHMARK?
Early learning & development standards	Comprehensive, aligned, supported, culturally sensitive	<b>Comprehensive, aligned, supported, culturally sensitive</b>	<input checked="" type="checkbox"/>
Curriculum supports	Approval process & supports	<b>Approval process &amp; supports</b>	<input checked="" type="checkbox"/>
Teacher degree	BA	<b>BA</b>	<input checked="" type="checkbox"/>
Teacher specialized training	Pre-K-3	<b>Specializing in pre-K</b>	<input checked="" type="checkbox"/>
Assistant teacher degree	HSD	<b>CDA or equivalent</b>	<input type="checkbox"/>
Staff professional development	18 hours/year	<b>For teachers &amp; assistants: At least 15 hours/year; individual PD plans; coaching</b>	<input type="checkbox"/>
Maximum class size	20 (4-year-olds)	<b>20 or lower</b>	<input checked="" type="checkbox"/>
Staff-child ratio	1:10 (4-year-olds)	<b>1:10 or better</b>	<input checked="" type="checkbox"/>
Screening & referral	Referrals	<b>Vision, hearing &amp; health screenings; &amp; referral</b>	<input type="checkbox"/>
Continuous quality improvement system	Structured classroom observations; Data used for program improvement	<b>Structured classroom observations; data used for program improvement</b>	<input checked="" type="checkbox"/>

For more information about the benchmarks, see the Executive Summary and Roadmap to State Profile Pages.

7

### RESOURCES

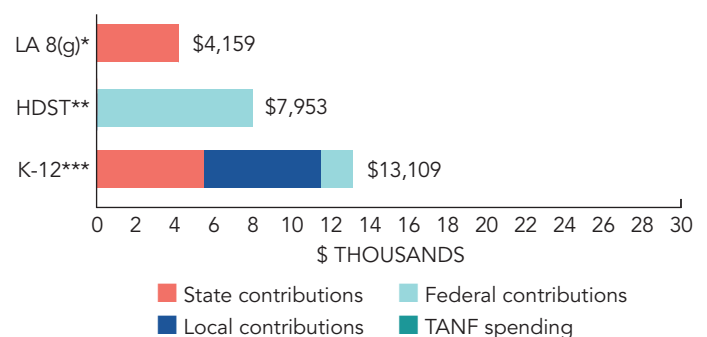
Total state pre-K spending .....	\$8,846,469
Local match required? .....	No
State spending per child enrolled .....	\$4,159
All reported spending per child enrolled* .....	\$4,159

\* Pre-K programs may receive additional funds from federal or local sources that are not included in this figure.

\*\* Head Start per-child spending includes funding only for 3- and 4-year-olds.

\*\*\* K-12 expenditures include capital spending as well as current operating expenditures.

### SPENDING PER CHILD ENROLLED

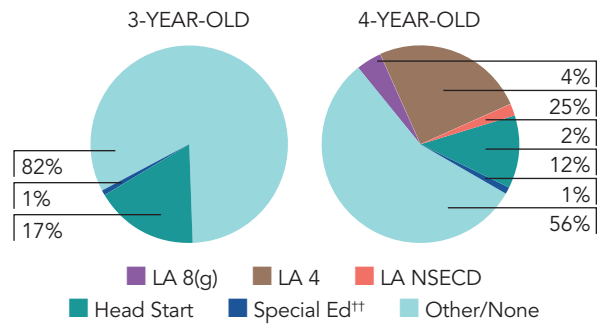


# CECIL J. PICARD LA 4 EARLY CHILDHOOD PROGRAM

## ACCESS

Total state pre-K enrollment .....	15,552
School districts that offer state program .....	91%
Income requirement .....	185% FPL
Minimum hours of operation .....	6 hours/day; 5 days/week
Operating schedule .....	School or academic year

## PERCENT OF POPULATION ENROLLED IN PUBLIC ECE



\*\* Estimates children in special education not also enrolled in state pre-K or Head Start.

## QUALITY STANDARDS CHECKLIST

POLICY	LA 4 REQUIREMENT	BENCHMARK	REQUIREMENT MEETS BENCHMARK?
Early learning & development standards	Comprehensive, aligned, supported, culturally sensitive	<b>Comprehensive, aligned, supported, culturally sensitive</b>	<input checked="" type="checkbox"/>
Curriculum supports	Approval process & supports	<b>Approval process &amp; supports</b>	<input checked="" type="checkbox"/>
Teacher degree	BA	<b>BA</b>	<input checked="" type="checkbox"/>
Teacher specialized training	Pre-K-3, ECE SpEd	<b>Specializing in pre-K</b>	<input checked="" type="checkbox"/>
Assistant teacher degree	Other	<b>CDA or equivalent</b>	<input type="checkbox"/>
Staff professional development	18 hours/year	<b>For teachers &amp; assistants: At least 15 hours/year; individual PD plans; coaching</b>	<input type="checkbox"/>
Maximum class size	20 (4-year-olds)	<b>20 or lower</b>	<input checked="" type="checkbox"/>
Staff-child ratio	1:10 (4-year-olds)	<b>1:10 or better</b>	<input checked="" type="checkbox"/>
Screening & referral	Vision, hearing, immunizations	<b>Vision, hearing &amp; health screenings; &amp; referral</b>	<input checked="" type="checkbox"/>
Continuous quality improvement system	Structured classroom observations; Data used for program improvement	<b>Structured classroom observations; data used for program improvement</b>	<input checked="" type="checkbox"/>

For more information about the benchmarks, see the Executive Summary and Roadmap to State Profile Pages.

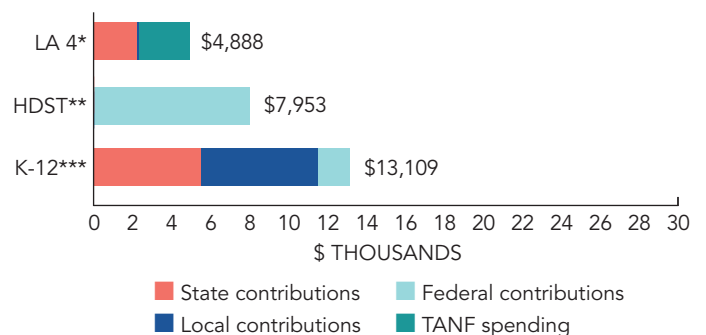


## RESOURCES

Total state pre-K spending .....	\$74,294,713
Local match required? .....	No
State spending per child enrolled .....	\$4,777
All reported spending per child enrolled* .....	\$4,888

\* Pre-K programs may receive additional funds from federal or local sources that are not included in this figure.  
 \*\* Head Start per-child spending includes funding only for 3- and 4-year-olds.  
 \*\*\* K-12 expenditures include capital spending as well as current operating expenditures.

## SPENDING PER CHILD ENROLLED

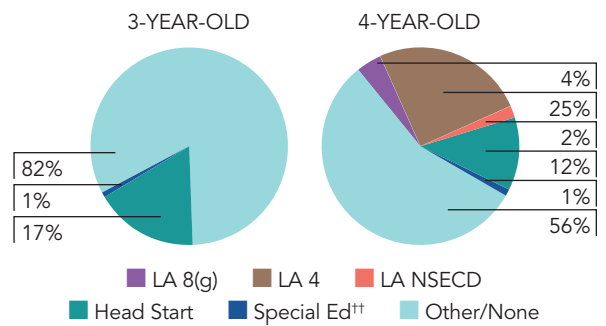


# LOUISIANA NONPUBLIC SCHOOLS EARLY CHILDHOOD DEVELOPMENT PROGRAM (NSECD)

## ACCESS

Total state pre-K enrollment ..... 1,232  
 School districts that offer state program ..... 23% (counties/parishes)  
 Income requirement ..... 185% FPL  
 Minimum hours of operation ..... 6 hours/day; 5 days/week  
 Operating schedule ..... School or academic year

## PERCENT OF POPULATION ENROLLED IN PUBLIC ECE



\*\* Estimates children in special education not also enrolled in state pre-K or Head Start.

## QUALITY STANDARDS CHECKLIST

POLICY	LA NSECD REQUIREMENT	BENCHMARK	REQUIREMENT MEETS BENCHMARK?
Early learning & development standards	Comprehensive, aligned, supported, culturally sensitive	<b>Comprehensive, aligned, supported, culturally sensitive</b>	<input checked="" type="checkbox"/>
Curriculum supports	Approval process & supports	<b>Approval process &amp; supports</b>	<input checked="" type="checkbox"/>
Teacher degree	BA	<b>BA</b>	<input checked="" type="checkbox"/>
Teacher specialized training	Pre-K-3, ECE SpEd	<b>Specializing in pre-K</b>	<input checked="" type="checkbox"/>
Assistant teacher degree	CDA	<b>CDA or equivalent</b>	<input checked="" type="checkbox"/>
Staff professional development	18 hours/year	<b>For teachers &amp; assistants: At least 15 hours/year; individual PD plans; coaching</b>	<input type="checkbox"/>
Maximum class size	20 (4-year-olds)	<b>20 or lower</b>	<input checked="" type="checkbox"/>
Staff-child ratio	1:10 (4-year-olds)	<b>1:10 or better</b>	<input checked="" type="checkbox"/>
Screening & referral	Vision, hearing, immunizations	<b>Vision, hearing &amp; health screenings; &amp; referral</b>	<input checked="" type="checkbox"/>
Continuous quality improvement system	Structured classroom observations; Data used for program improvement	<b>Structured classroom observations; data used for program improvement</b>	<input checked="" type="checkbox"/>

For more information about the benchmarks, see the Executive Summary and Roadmap to State Profile Pages.

9

## RESOURCES

Total state pre-K spending ..... \$6,472,236  
 Local match required? ..... No  
 State spending per child enrolled ..... \$5,253  
 All reported spending per child enrolled\* ..... \$5,253

\* Pre-K programs may receive additional funds from federal or local sources that are not included in this figure.

\*\* Head Start per-child spending includes funding only for 3- and 4-year-olds.

\*\*\* K-12 expenditures include capital spending as well as current operating expenditures.

## SPENDING PER CHILD ENROLLED

