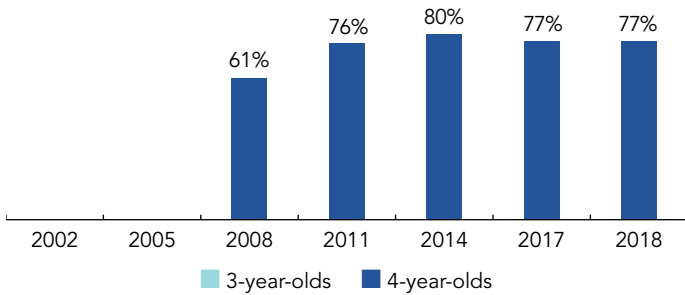
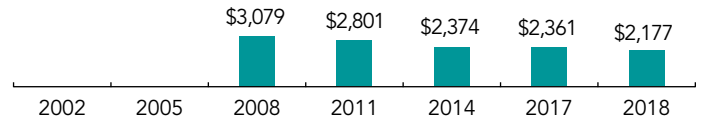


# Florida

PERCENT OF STATE POPULATION ENROLLED



STATE SPENDING PER CHILD ENROLLED (2018 DOLLARS)



## OVERVIEW

Florida preschool enrolled 174,574 children in 2017-2018, an increase of 322 children from the prior year. State funding totaled \$379,969,502, down \$31,389,754 (8%), adjusted for inflation, since last year. State spending per child equaled \$2,177 in 2017-2018, down \$184 from 2016-2017, adjusted for inflation. Florida met 2 of 10 quality standards benchmarks.

## WHAT'S NEW

The Florida Department of Education Office of Early Learning (OEL) was awarded a Preschool Development Grant Birth through Five award in 2018 for \$8.52 million to increase the quality, coordination, alignment and efficiency of the state's programs and services to support families' needs and children's readiness and early grade success, particularly for vulnerable and underserved children.

## BACKGROUND

Florida's Voluntary Prekindergarten (VPK) Education Program was launched in 2005 after voters in 2002 approved a constitutional amendment providing prekindergarten access for all 4-year-olds. Recently, state policy was changed so that, beginning in 2016-2017, parents may postpone enrollment of young 4-year-olds in the VPK program for a year, consequently making 5-year-olds eligible. The program is managed by OEL, which was established as an independent agency affiliated with the state Department of Education.

Age-eligible children are enrolled in either a 300-hour summer program, which every school district is mandated to offer, or a school-year program totaling 540 instructional hours. Teachers in the school-year program are required to have at least a Child Development Associate (CDA) degree or equivalent credential. Teachers in the summer program are required to have a bachelor's degree.

VPK is provided in a variety of settings such as public schools, accredited nonpublic schools, licensed child care centers, accredited faith-based centers, and licensed family child care homes. Most children attend VPK in nonpublic school settings. Regional early learning coalitions monitor programs for compliance and administer VPK, distributing funding based on a fixed hourly rate. Programs are required to meet the Florida Early Learning and Developmental Standards for Four-Year-Olds, which were revised in 2017.

Funding is determined by state legislators after review during the annual state appropriations process. The State Board of Education is required to establish a minimum kindergarten readiness rate to assess delivery of the VPK Education Program by providers and schools. All providers are required to administer the Florida VPK assessment at the beginning and end of the school year, with results used as a pre- and post-assessment to demonstrate learning gains.

Florida's School Readiness Program is a separate initiative, started in 1999 and expanded in 2001 by incorporating two other state programs—the Prekindergarten Early Intervention Program, focusing on young children's health, and the State Migrant Prekindergarten Program, serving 3- and 4-year-olds whose parents are migratory agricultural or fishing industry laborers. The program offers financial assistance for child care to qualified parents. This report focuses solely on the VPK program.


ACCESS RANKINGS		RESOURCE RANKINGS		TOTAL BENCHMARKS MET
4-YEAR-OLDS	3-YEAR-OLDS	STATE SPENDING	ALL REPORTED SPENDING	
2	None Served	41	43	2

# FLORIDA VOLUNTARY PREKINDERGARTEN PROGRAM

## ACCESS

Total state pre-K enrollment .....	174,574
School districts that offer state program .....	100% (counties)
Income requirement .....	No income requirement
Minimum hours of operation .....	Determined locally
Operating schedule .....	Determined locally
Special education enrollment, ages 3 and 4 .....	21,749
Federally funded Head Start enrollment, ages 3 and 4 .....	32,888
State-funded Head Start enrollment, ages 3 and 4 .....	0

## PERCENT OF POPULATION ENROLLED IN PUBLIC ECE



† Some Head Start children may also be counted in state pre-K.  
 †† Estimates children in special education not also enrolled in state pre-K or Head Start.

## QUALITY STANDARDS CHECKLIST

POLICY	FL PRE-K REQUIREMENT	BENCHMARK	REQUIREMENT MEETS BENCHMARK?
Early learning & development standards	Comprehensive, aligned, supported, culturally sensitive	<b>Comprehensive, aligned, supported, culturally sensitive</b>	<input checked="" type="checkbox"/>
Curriculum supports	Approval process	<b>Approval process &amp; supports</b>	<input type="checkbox"/>
Teacher degree	BA (summer); CDA or equivalent + training (school year)	<b>BA</b>	<input type="checkbox"/>
Teacher specialized training	ECE, CDC, Elem. Ed. (summer); CDA (school year)	<b>Specializing in pre-K</b>	<input type="checkbox"/>
Assistant teacher degree	None	<b>CDA or equivalent</b>	<input type="checkbox"/>
Staff professional development	10 hours/year (teachers in licensed child care); PD plans (teachers on probation)	<b>For teachers &amp; assistants: At least 15 hours/year; individual PD plans; coaching</b>	<input type="checkbox"/>
Maximum class size	12 (summer); 20 (school year)	<b>20 or lower</b>	<input checked="" type="checkbox"/>
Staff-child ratio	1:12 (summer); 1:11 or 2:12-20 (school year)	<b>1:10 or better</b>	<input type="checkbox"/>
Screening & referral	Vision, hearing, health (licensed child care & public schools only)	<b>Vision, hearing &amp; health screenings; &amp; referral</b>	<input type="checkbox"/>
Continuous quality improvement system	None	<b>Structured classroom observations; data used for program improvement</b>	<input type="checkbox"/>

For more information about the benchmarks, see the Executive Summary and Roadmap to State Profile Pages.



## RESOURCES

Total state pre-K spending .....	\$379,969,502
Local match required? .....	No
State Head Start spending .....	\$0
State spending per child enrolled .....	\$2,177
All reported spending per child enrolled* .....	\$2,177

\* Pre-K programs may receive additional funds from federal or local sources that are not included in this figure.  
 \*\* Head Start per-child spending includes funding only for 3- and 4-year-olds.  
 \*\*\* K-12 expenditures include capital spending as well as current operating expenditures.

## SPENDING PER CHILD ENROLLED

