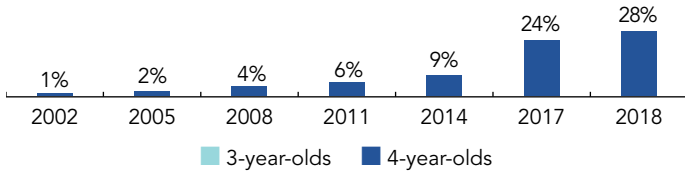
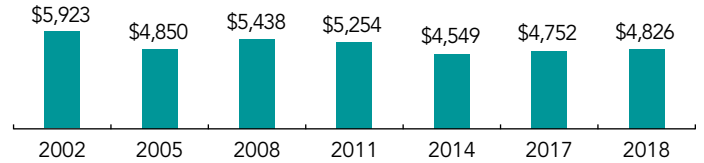


Alabama

PERCENT OF STATE POPULATION ENROLLED



STATE SPENDING PER CHILD ENROLLED (2018 DOLLARS)



OVERVIEW

Alabama preschool enrolled 16,051 children in 2017-2018, an increase of 2,019 children from the prior year. State funding totaled \$77,462,050, up \$10,785,777 (16%), adjusted for inflation, since last year. State spending per child equaled \$4,826 in 2017-2018, up \$74 from 2016-2017, adjusted for inflation. Alabama met 10 of 10 quality standards benchmarks.

WHAT'S NEW

During the 2017-2018 school year, Alabama worked to strengthen their Pre-K through 3rd grade Integrated Approach to Early Learning to expand the success seen from the First Class Pre-K: the Alabama Voluntary Pre-Kindergarten (FCVPK) program to the higher grades. The Alabama Department of Early Childhood Education was awarded a Preschool Development Grant Birth through Five award in 2018 for \$10.6 million to further develop and implement a unified system that includes a comprehensive and coordinated effort to provide from existing federal, state, local and non-governmental resources effective and efficient services to meet the needs of children and parents.

BACKGROUND

FCVPK is a grant program administered by the Office of School Readiness within the Alabama Department of Early Childhood Education (DECE) under the Governor's Office. The program funds full-day, full-year preschool education for all 4-year-olds in every county in a variety of settings, including public schools, private centers, Head Start programs, community organizations, faith-based centers, colleges and universities, and military agencies. Using a multi-pronged approach, the DECE Office of School Readiness has implemented evidence-based strategies and methods grounded in research literature to assure that all Alabama 4-year-olds have access to excellent early learning classrooms in their communities.

Funding for FCVPK is distributed by the Alabama Education Trust Fund Budget through competitive grants at three levels for pre-K programs: (1) Pre-K Excellence Grants (up to \$45,000) are awarded on a 3-year cycle to help programs meet quality standards and are not intended as the primary source of funding; (2) Pre-K Tiered Grants (\$80,200 to \$92,700 per grant) are awarded on a 3-year cycle to classrooms serving a certain share of the free and reduced-price lunch eligible child population and are primary sources of pre-K funding; (3) New Classroom or Plus Grants of (\$120,000 to \$150,000 per grant) cover costs of materials, equipment, furnishings, and general operating expenses in new classrooms for one year. Grantees must match the awards locally, which can include sliding-scale fee revenue.

FCVPK is also supported by a \$17.5 million federal Preschool Development Grant to expand pre-K access across the state in high-risk areas. The state has sustainability plans for each PDG-funded classroom which entails using state and local funding once the federal grant ends.

All teachers in First Class Pre-K classroom must center their instructional strategies, classroom environment and activities according to the Alabama First Class Frame Work, first implemented beginning in the 2013-2014 academic year. FCVPK requires use of a curriculum incorporating early learning standards aligned to kindergarten content standards and Teaching Strategies GOLD objectives, the required formative assessment tool. All FCVPK classrooms are supported by a coach and monitored for continuous improvement. Alabama requires each classroom to have a lead teacher with a BA plus an early learning credential and, in 2015, introduced policies to support salary parity.

ACCESS RANKINGS		RESOURCE RANKINGS		TOTAL BENCHMARKS MET
4-YEAR-OLDS	3-YEAR-OLDS	STATE SPENDING	ALL REPORTED SPENDING	
25	None Served	21	19	10

FIRST CLASS PRE-K: ALABAMA'S VOLUNTARY PRE-KINDERGARTEN PROGRAM

ACCESS

Total state pre-K enrollment 16,051

School districts that offer state program 100% (counties/parishes)

Income requirement No income requirement

Minimum hours of operation 6.5 hours/day; 5 days/week

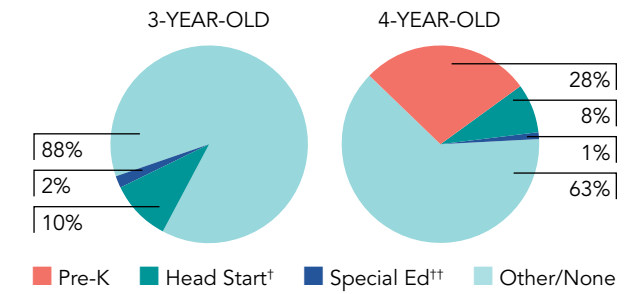
Operating schedule School or academic year

Special education enrollment, ages 3 and 4 3,871

Federally funded Head Start enrollment, ages 3 and 4 12,939

State-funded Head Start enrollment, ages 3 and 4 2,124

PERCENT OF POPULATION ENROLLED IN PUBLIC ECE



† Estimates children in Head Start not also enrolled in state pre-K.
 †† Estimates children in special education not also enrolled in state pre-K or Head Start.

QUALITY STANDARDS CHECKLIST

POLICY	AL PRE-K REQUIREMENT	BENCHMARK	REQUIREMENT MEETS BENCHMARK?
Early learning & development standards	Comprehensive, aligned, supported, culturally sensitive	Comprehensive, aligned, supported, culturally sensitive	<input checked="" type="checkbox"/>
Curriculum supports	Approval process & supports	Approval process & supports	<input checked="" type="checkbox"/>
Teacher degree	BA	BA	<input checked="" type="checkbox"/>
Teacher specialized training	ECE, CD, ECE SpEd	Specializing in pre-K	<input checked="" type="checkbox"/>
Assistant teacher degree	CDA or 9 ECE/CD credits	CDA or equivalent	<input checked="" type="checkbox"/>
Staff professional development	30 hours/year (teachers); 20 hours/year (assistants); PD plans; coaching	For teachers & assistants: At least 15 hours/year; individual PD plans; coaching	<input checked="" type="checkbox"/>
Maximum class size	20 (4-year-olds)	20 or lower	<input checked="" type="checkbox"/>
Staff-child ratio	1:10 (4-year-olds)	1:10 or better	<input checked="" type="checkbox"/>
Screening & referral	Vision, hearing, health & more	Vision, hearing & health screenings; & referral	<input checked="" type="checkbox"/>
Continuous quality improvement system	Structured classroom observations; Data used for program improvement	Structured classroom observations; data used for program improvement	<input checked="" type="checkbox"/>

For more information about the benchmarks, see the Executive Summary and Roadmap to State Profile Pages.

10

RESOURCES

Total state pre-K spending \$77,462,050

Local match required? Yes

State Head Start spending \$5,312,890

State spending per child enrolled \$4,826

All reported spending per child enrolled* \$7,491

* Pre-K programs may receive additional funds from federal or local sources that are not included in this figure.
 ** Head Start per-child spending includes funding only for 3- and 4-year-olds.
 *** K-12 expenditures include capital spending as well as current operating expenditures.

SPENDING PER CHILD ENROLLED

