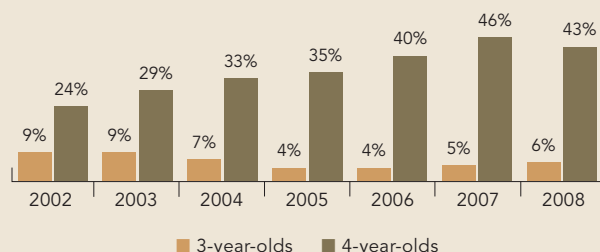
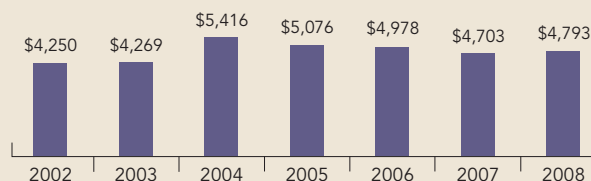


West Virginia

PERCENT OF STATE POPULATION ENROLLED



STATE SPENDING PER CHILD ENROLLED
(2008 DOLLARS)



In 1983, revisions to West Virginia's school code established the Public School Early Childhood Education initiative, allowing local school boards to offer preschool education programs for 3- and 4-year-olds. West Virginia then passed legislation in 2000 requiring the state to expand access to preschool education programs, in order to make prekindergarten available to all 4-year-olds in the state by the 2012-2013 school year. The state has been successful in increasing the number of 4-year-olds served and offers preschool education programs in all school districts. However, the increase in access for 4-year-olds over the past few years has resulted in a decrease in access for 3-year-olds. As of July 2004, only 3-year-olds who have an Individualized Education Plan (IEP) are eligible to receive state funding for West Virginia's preschool program, now called the West Virginia Universal Pre-K System. West Virginia is working with its 55 counties to ensure they have a sufficient number of classrooms and that these classrooms meet the state's quality standards. Each year, counties are required to share with the state their plan for expanding access to state-funded pre-K.

Funding for the West Virginia Universal Pre-K System initiative is allocated to public schools, which may subcontract with other agencies to offer services. West Virginia requires that half of the programs operate in collaborative settings with private prekindergarten, child care centers, or Head Start programs in order to facilitate expansion of the program. Supplementary funding for preschool education in the state is provided through federal Head Start, IDEA, Title I, and Title II.

The majority of West Virginia's Universal Pre-K programs use the Creative Curriculum in their classrooms. The state also has a web-based portfolio based on the Creative Curriculum, which allows teachers to track assessment results and progress for all students as required by the West Virginia Early Learning Standards Framework.

ACCESS RANKINGS	
4-YEAR-OLDS	3-YEAR-OLDS
6	7

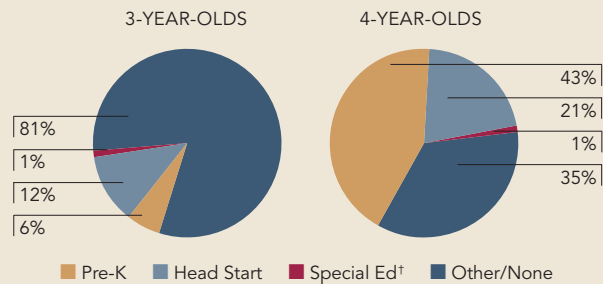
RESOURCES RANKINGS	
STATE SPENDING	ALL REPORTED SPENDING
12	7

WEST VIRGINIA UNIVERSAL PRE-K

ACCESS

Total state program enrollment	12,404
School districts that offer state program	100%
Income requirement	None
Hours of operation	Determined locally ¹
Operating schedule	Academic year ¹
Special education enrollment	3,045
Federally funded Head Start enrollment	7,029
State-funded Head Start enrollment	0

STATE PRE-K AND HEAD START ENROLLMENT AS PERCENTAGE OF TOTAL POPULATION



[†] This number represents children in special education who are not enrolled in state-funded pre-K or Head Start.

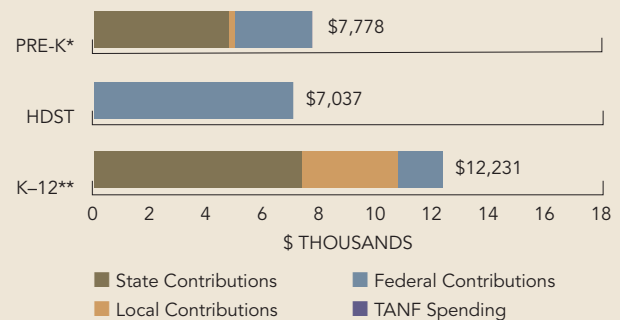
QUALITY STANDARDS CHECKLIST

POLICY	STATE PRE-K REQUIREMENT	BENCHMARK	DOES REQUIREMENT MEET BENCHMARK?	TOTAL BENCHMARKS MET 7
Early learning standards	Comprehensive	Comprehensive	<input checked="" type="checkbox"/>	
Teacher degree	BA in ECE or Pre-K SpEd (pre-K only programs); AA (blended programs) ²	BA	<input type="checkbox"/>	
Teacher specialized training.....	See footnote ³	Specializing in pre-K	<input checked="" type="checkbox"/>	
Assistant teacher degree.....	HSD	CDA or equivalent	<input type="checkbox"/>	
Teacher in-service	15 clock hours per year	At least 15 hours/year	<input checked="" type="checkbox"/>	
Maximum class size	20 or lower		<input checked="" type="checkbox"/>	
3-year-olds	20			
4-year-olds	20			
Staff-child ratio	1:10 or better		<input checked="" type="checkbox"/>	
3-year-olds	1:10			
4-year-olds	1:10			
Screening/referral	Vision, hearing, health, dental, and support services developmental; and support services ⁴	Vision, hearing, health; and at least 1 support service	<input checked="" type="checkbox"/>	
Meals	Depend on length of program day ⁵	At least 1/day	<input type="checkbox"/>	
Monitoring	Site visits and other monitoring	Site visits	<input checked="" type="checkbox"/>	

RESOURCES

Total state pre-K spending	\$59,452,747
Local match required?	No
State spending per child enrolled	\$4,793
All reported spending per child enrolled*	\$7,778

SPENDING PER CHILD ENROLLED



* Pre-K programs may receive additional funds from federal or local sources that are not included in this figure.

**K-12 expenditures include capital spending as well as current operating expenditures.

Data are for the '07-'08 school year, unless otherwise noted.

¹ Hours of operation are determined locally, but programs must operate for at least 12 hours per week, with a maximum of 30 hours per week, and at least 108 instructional days.

² If the classroom is in a community collaborative site (supported by two or more funding sources and located in a public school or community-based setting), the teacher may acquire a permanent authorization for community programs, provided that the teacher has at least an Associate's degree in an approved field and has completed or is working toward an approved list of core early childhood courses.

³ Teachers in public school settings that are not collaboratives must be certified in birth-5, early childhood education, preschool special needs, or elementary education (with a pre-K-K endorsement). Teachers in community collaborative settings must have a minimum of an Associate degree in child development/early childhood or in occupational development with an emphasis in child development/early childhood.

⁴ Support services include two annual parent conferences or home visits, transition to kindergarten activities, and other locally determined services.

⁵ Meals must be offered if the program operates for more than 4 hours per day.