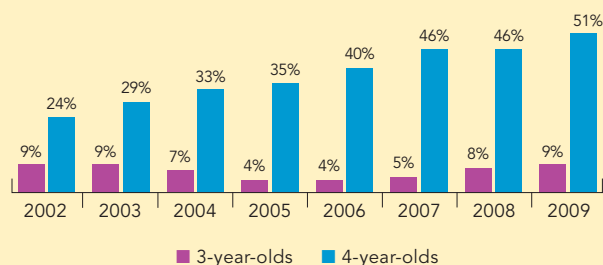
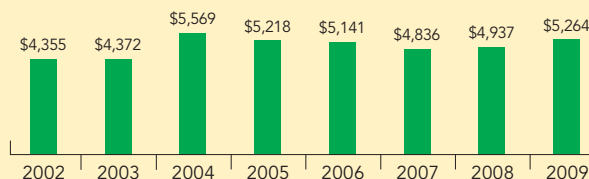


# West Virginia

PERCENT OF STATE POPULATION ENROLLED



STATE SPENDING PER CHILD ENROLLED  
(2009 DOLLARS)



Revisions to West Virginia's school code in 1983 allowed local school boards to offer preschool programs for 3- and 4-year-olds, resulting in the formation of the Public School Early Childhood Education initiative. In 2002, the state expanded preschool education to include all 4-year-olds in the state by the 2012-2013 school year. Renamed the West Virginia Universal Pre-K System, the state's preschool initiative now offers prekindergarten programs in all school districts. The state is working with its 55 counties to ensure there are a sufficient number of classrooms meeting the state's quality standards, and it is anticipated that an increase in classrooms across counties will enable the state to meet the 2012-2013 deadline for universal, voluntary access. Counties are required to share their plan for expanding preschool access with the state each year.

While these measures have increased the number of 4-year-olds served in state-funded preschool, they have also resulted in a decrease in access for 3-year-olds. As of July 2004, only 3-year-olds with Individualized Education Plans (IEPs) are eligible to receive state funding for preschool.

Funds for the West Virginia Universal Pre-K System are distributed directly to public schools, although schools may in turn subcontract with other agencies to provide preschool education. In order to facilitate the expansion of the pre-K program, half of the programs are required to operate in collaborative settings with child care centers, Head Start agencies, or private prekindergarten centers. In the 2008-2009 school year, the state revised its funding calculations, with full-time equivalency now based on the hours of instruction for all children, regardless of location. This has resulted in more children being enrolled in full-day programs throughout the state. In addition to state funds, programs may receive supplementary funding through federal Head Start, IDEA, and Title I and Title II.

Most programs participating in the West Virginia Universal Pre-K System use the Creative Curriculum in their classrooms, and the state has a web-based portfolio designed around the Creative Curriculum. This portfolio allows teachers to track assessment results and progress for all students as required by the West Virginia Early Learning Standards Framework.

| ACCESS RANKINGS |             |
|-----------------|-------------|
| 4-YEAR-OLDS     | 3-YEAR-OLDS |
| 5               | 5           |

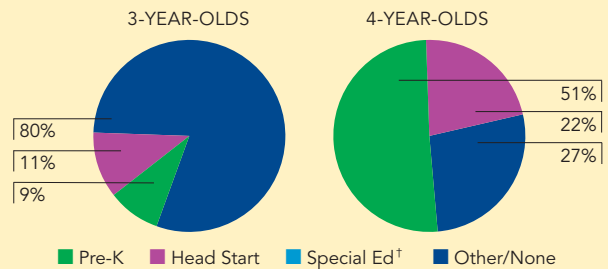
| RESOURCES RANKINGS |                       |
|--------------------|-----------------------|
| STATE SPENDING     | ALL REPORTED SPENDING |
| 13                 | 4                     |

## WEST VIRGINIA UNIVERSAL PRE-K

### ACCESS

|   |                                 |
|---|---------------------------------|
| Total state program enrollment .....            | 13,135                          |
| School districts that offer state program ..... | 100%                            |
| Income requirement .....                        | None                            |
| Hours of operation .....                        | Determined locally <sup>1</sup> |
| Operating schedule .....                        | Academic year <sup>1</sup>      |
| Special education enrollment .....              | 2,954                           |
| Federally funded Head Start enrollment .....    | 7,097                           |
| State-funded Head Start enrollment .....        | 0                               |

### STATE PRE-K AND HEAD START ENROLLMENT AS PERCENTAGE OF TOTAL POPULATION



<sup>†</sup> Less than 1 percent of special education students are enrolled in special education programs that are not state pre-K.

### QUALITY STANDARDS CHECKLIST

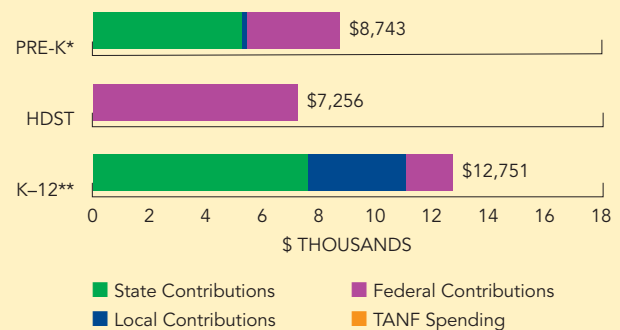
| POLICY                            | STATE PRE-K REQUIREMENT  | BENCHMARK   | DOES REQUIREMENT MEET BENCHMARK?    |
|-----------------------------------|--|---|-------------------------------------|
| Early learning standards .....    | Comprehensive  | Comprehensive   | <input checked="" type="checkbox"/> |
| Teacher degree .....              | BA in ECE or Pre-K SpEd (pre-K only programs); AA (blended programs)                                   | BA  | <input type="checkbox"/>            |
| Teacher specialized training..... | See footnote <sup>2</sup>  | Specializing in pre-K                                   | <input checked="" type="checkbox"/> |
| Assistant teacher degree .....    | HSD  | CDA or equivalent                                       | <input type="checkbox"/>            |
| Teacher in-service .....          | 15 clock hours   | At least 15 hours/year                                  | <input checked="" type="checkbox"/> |
| Maximum class size .....          | 20 or lower  |   | <input checked="" type="checkbox"/> |
| 3-year-olds .....                 | 20   |   |                                     |
| 4-year-olds .....                 | 20   |   |                                     |
| Staff-child ratio .....           | 1:10 or better   |   | <input checked="" type="checkbox"/> |
| 3-year-olds .....                 | 1:10   |   |                                     |
| 4-year-olds .....                 | 1:10   |   |                                     |
| Screening/referral .....          | Vision, hearing, health, dental, and support services developmental; and support services <sup>3</sup> | Vision, hearing, health; and at least 1 support service | <input checked="" type="checkbox"/> |
| Meals .....                       | Depend on length of program day <sup>4</sup>   | At least 1/day  | <input type="checkbox"/>            |
| Monitoring .....                  | Site visits and other monitoring   | Site visits   | <input checked="" type="checkbox"/> |

**TOTAL BENCHMARKS MET**  
**7**

### RESOURCES

|  |              |
|--|--------------|
| Total state pre-K spending .....               | \$69,147,853 |
| Local match required? .....                    | No           |
| State spending per child enrolled .....        | \$5,264      |
| All reported spending per child enrolled*..... | \$8,743      |

### SPENDING PER CHILD ENROLLED



\* Pre-K programs may receive additional funds from federal or local sources that are not included in this figure.

\*\*K-12 expenditures include capital spending as well as current operating expenditures.

Data are for the '08-'09 school year, unless otherwise noted.

<sup>1</sup> Hours of operation are determined locally, but programs must operate for at least 12 hours per week, with a maximum of 30 hours per week and at least 108 instructional days.

<sup>2</sup> Teachers in public school settings that are not collaboratives must be certified in Birth-5, ECE, preschool special needs, or EE with a pre-K-K endorsement. Teachers in community collaborative settings must have a minimum of an associate degree in child development/early childhood or in occupational development with an emphasis in child development/early childhood.

<sup>3</sup> Support services include two annual parent conferences or home visits, transition to kindergarten activities, and other locally determined services.

<sup>4</sup> Meals (breakfast and/or lunch) must be offered if the program operates for more than 4 hours per day. Snack is required for all programs.