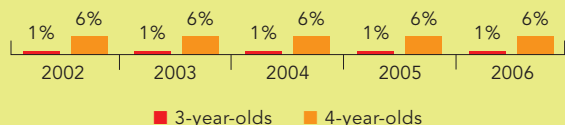
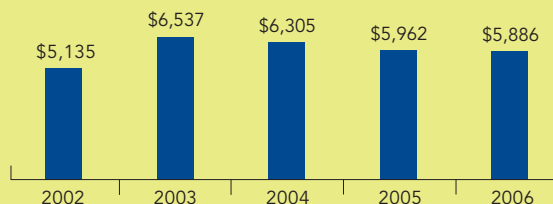


Washington

PERCENT OF STATE POPULATION ENROLLED



STATE SPENDING PER CHILD ENROLLED
(2006 DOLLARS)



In 1985, Washington created the Early Childhood Education and Assistance Program (ECEAP), to provide preschool, health and nutrition, family support, and parent involvement activities to low-income 3- and 4-year-olds. Public or private nonsectarian organizations receive direct funding from the state through a grant process and may then contract with other organizations to offer services. ECEAP-funded programs are offered in settings such as public schools, child care centers, community organizations, and Head Start agencies.

ECEAP provides services primarily to 4-year-olds. Three-year-olds may be served after all eligible 4-year-old applicants have been enrolled. Families served are at or below 110 percent of the federal poverty level, although up to 10 percent of program slots may be offered to over-income families with developmental or environmental risk factors. Additionally, space is reserved to meet the needs of preschool children of migrant workers or Native Americans.

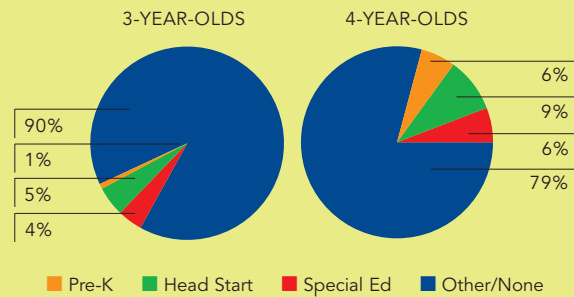
In 2006, the state funded a new cabinet level agency named the Department of Early Learning and launched a new public-private partnership called Thrive by Five Washington. Both the state agency and the nonprofit organization will coordinate efforts and fund programs to increase school readiness in children under age 5. Washington is currently redesigning its Early Learning Benchmarks.

ACCESS RANKING-4s	ACCESS RANKING-3s	RESOURCES RANKING
28	18	6

ACCESS

Total state program enrollment	5,810
School districts that offer state program	92% (counties)
Income requirement	90% of children must be at or below 110% FPL
Hours of operation	Determined locally ¹
Operating schedule	30 weeks/year
Special education enrollment	7,511
Federally funded Head Start enrollment	11,020
State-funded Head Start enrollment	0

STATE PRE-K AND HEAD START ENROLLMENT AS PERCENTAGE OF TOTAL POPULATION



QUALITY STANDARDS CHECKLIST

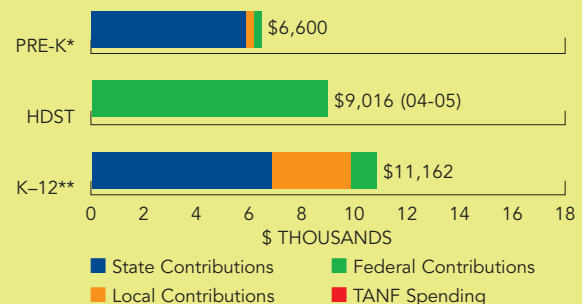
POLICY	STATE PRE-K REQUIREMENT	BENCHMARK	DOES REQUIREMENT MEET BENCHMARK?
Early learning standards	None ²	Comprehensive	<input type="checkbox"/>
Teacher degree	AA	BA	<input type="checkbox"/>
Teacher specialized training	30 quarter units in ECE	Specializing in pre-K	<input checked="" type="checkbox"/>
Assistant teacher degree	CDA or 1 year ECE certificate	CDA or equivalent	<input checked="" type="checkbox"/>
Teacher in-service	Not specified ³	At least 15 hours/year	<input type="checkbox"/>
Maximum class size		20 or lower	<input type="checkbox"/>
3-year-olds	24 ⁴		
4-year-olds	24 ⁴		
Staff-child ratio		1:10 or better	<input checked="" type="checkbox"/>
3-year-olds	1:9 ⁵		
4-year-olds	1:9 ⁵		
Screening/ referral and support services	Vision, hearing, health, dental, and developmental; and support services ⁶	Vision, hearing, health; and at least 1 support service	<input checked="" type="checkbox"/>
Meals	At least 1 meal ⁷	At least 1/day	<input checked="" type="checkbox"/>
Monitoring	Site visits and other monitoring	Site visits	<input checked="" type="checkbox"/>

TOTAL BENCHMARKS MET
6

RESOURCES

Total state pre-K spending	\$34,194,952
Local match required?	No
State spending per child enrolled	\$5,886
State spending per 3-year-old	\$80
State spending per 4-year-old	\$355

SPENDING PER CHILD ENROLLED



* Pre-K programs may receive additional funds from federal or local sources that are not included in this figure.

** K-12 expenditures include capital spending as well as current operating expenditures.

Data are for the '05-'06 school year, unless otherwise noted.

¹ All programs operate at least 2.5 hours per session. Most programs operate 3 to 4 days per week.

² The state is working on revising drafted Early Learning Benchmarks, which have yet to be implemented. The draft is available at: <http://www.k12.wa.us/EarlyLearning/Benchmarks.aspx>.

³ Professional development hours are required, but the number is not specified. Beginning in July 2006, 15 hours are required.

⁴ Beginning in July 2006, the maximum class size is 20.

⁵ In classes of 18 students, the staff-child ratio must be 1:9, and in classes of 24, the staff-child ratio must be 1:6.

⁶ Support services include 3 hours of parent conferences, 3 hours of family support services, parenting support or training, parent involvement activities, health services for children, information about nutrition, referral to social services, transition to kindergarten activities, mental health consultation, services of a dietician, and oral/dental health services.

⁷ Programs of less than 4 hours must offer meals and snacks that meet one-third of a child's daily nutritional needs. For programs of more than 4 hours, one-half to two-thirds of a child's daily nutritional needs must be met. The average program offers one meal and one snack during a half-day class.