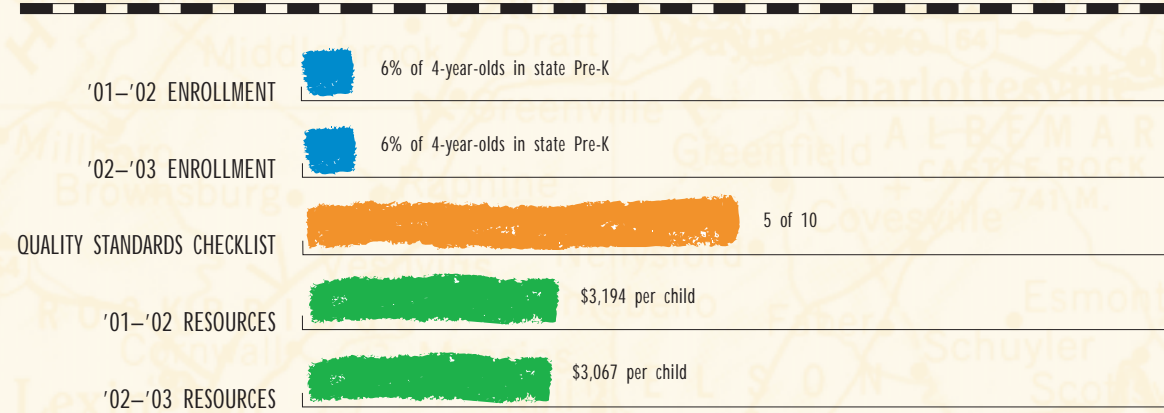


Virginia



The Virginia Preschool Initiative was established in 1995 to serve disadvantaged 4-year-olds who are not able to participate in other prekindergarten programs. State funds are allocated to localities to enable them to serve 60 percent of their at-risk 4-year-olds who are not being served by federal programs such as Head Start or Title I. Funding is calculated at \$5,400 per eligible child, with the cost to be shared by the state and local governments based on an index that indicates a locality's ability to contribute. While the prekindergarten program is targeted to children at risk, each locality determines which specific risk factors children must have to qualify. Schools, Head Start programs, and private agencies can receive funds to operate prekindergarten programs.

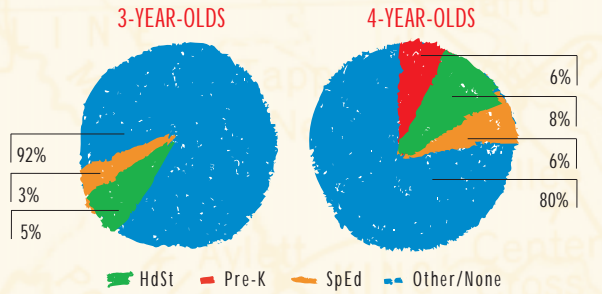
The Virginia Preschool Initiative served 5,886 4-year-olds in 2002–2003 and received \$18,051,702 in state funding.



ACCESS

Total state program enrollment	5,878
School districts that offer state program	75 total
Income requirement	Determined locally ¹
Hours of operation	Full-day, full-week
Operating schedule	Academic year
Special education enrollment	8,394
Federally-funded Head Start enrollment	11,616
State-funded Head Start enrollment	0

STATE PRE-K AND HEAD START ENROLLMENT AS PERCENTAGE OF TOTAL POPULATION



QUALITY STANDARDS CHECKLIST

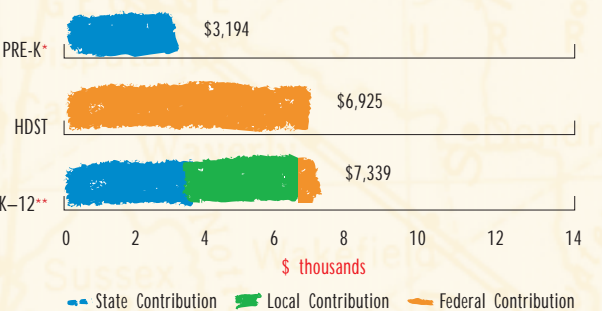
POLICY	STATE PRE-K REQUIREMENT	BENCHMARK	DOES REQUIREMENT MEET BENCHMARK?
Curriculum standards	Not comprehensive	Comprehensive	<input type="checkbox"/>
Teacher degree requirement	BA (public), None (nonpublic) ²	BA	<input type="checkbox"/>
Teacher specialized training requirement	Certification in Pre-K–3 or –6 (public), None (nonpublic) ²	Specializing in EC	<input type="checkbox"/>
Assistant teacher degree requirement	HSD or GED	CDA or equivalent	<input type="checkbox"/>
Teacher in-service requirement	Determined locally	At least 15 hours/year	<input type="checkbox"/>
Maximum class size		20 or lower	<input checked="" type="checkbox"/>
3-year-olds	NA		
4-year-olds	16		
Staff-child ratio		1:10 or better	<input checked="" type="checkbox"/>
3-year-olds	NA		
4-year-olds	1:8		
Screening/referral requirements	Vision, hearing, and health	Vision, hearing, and health	<input checked="" type="checkbox"/>
Family support service requirements	Family support services ³	At least 1 service	<input checked="" type="checkbox"/>
Meal requirements	Lunch and snack	At least 1/day	<input checked="" type="checkbox"/>



RESOURCES

Total state Pre-K spending	\$18,771,840
Local match required?	Yes—based on composite index of local ability to pay
State spending per child enrolled	\$3,194
State spending per 3-year-old	\$0
State spending per 4-year-old	\$201

SPENDING PER CHILD ENROLLED



* Pre-K programs may receive additional funds from federal or local sources that are not included in this figure.

** K–12 expenditures include capital spending as well as current operating expenditures.

Data are for the '01-'02 school year, unless otherwise noted.

¹ Eligibility criteria, payment policies and comprehensive services are all specified at the local level. Districts also determine their own teacher in-service requirements.

² All program staff must have some training in early childhood development. Minimum teacher qualifications depend on the location of the program: public school teachers must be certified, Head Start teachers must hold a CDA, and there is no specific degree requirement for teachers in child care settings.

³ Families receive health, social and transportation services. Comprehensive services are specified at the local level.