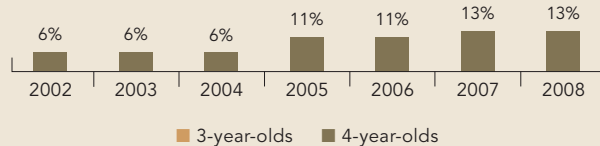
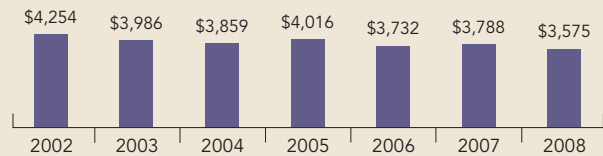


Virginia

PERCENT OF STATE POPULATION ENROLLED



STATE SPENDING PER CHILD ENROLLED
(2008 DOLLARS)



The Virginia Preschool Initiative was established in 1995 to serve at-risk 4-year-olds not enrolled in existing preschool programs. Program eligibility is determined locally, based on risk factors such as poverty, homelessness, having parents with limited education, family unemployment, parental incarceration, or limited English proficiency.

Funds for the Virginia Preschool Initiative are distributed directly to public school districts and local departments of social services, which both may subcontract with Head Start or private child care centers to provide services. Any community receiving funding for the program is required to contribute matching funds based on a local composite index of district resources. Programs choosing to operate on a half-day schedule receive 50 percent of the full-day funding allocation.

Funding allocations were increased in the 2004-2005 school year to serve 90 percent of at-risk children not served in other preschool programs. For the 2006-2007 school year, the state increased per-pupil funding to provide services to all at-risk 4-year-olds. The per-pupil rate will increase again starting in the 2008-2009 program year due to an additional \$22 million allocated to support the Virginia Preschool Initiative over the biennium.

Beginning with the 2007-2008 program year, all programs are required to follow the newly revised early learning standards, which were expanded to include science, history, social science, personal and social development, and physical and motor standards.

ACCESS RANKINGS	
4-YEAR-OLDS	3-YEAR-OLDS
24	None Served

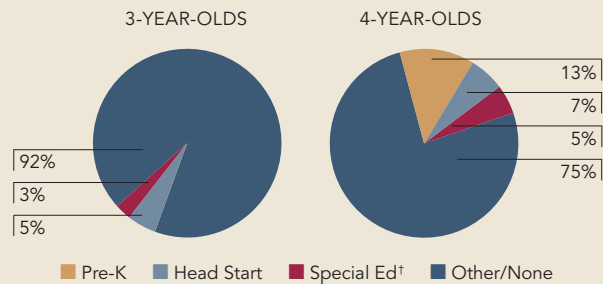
RESOURCES RANKINGS	
STATE SPENDING	ALL REPORTED SPENDING
22	16

VIRGINIA PRESCHOOL INITIATIVE

ACCESS

Total state program enrollment	13,125
School districts that offer state program	77%
Income requirement	None
Hours of operation	3 hours/day (half day), 6 hours/day (full day); 5 days/week ¹
Operating schedule	Academic year
Special education enrollment	9,374
Federally funded Head Start enrollment	12,321
State-funded Head Start enrollment	0

STATE PRE-K AND HEAD START ENROLLMENT AS PERCENTAGE OF TOTAL POPULATION



† This number represents children in special education who are not enrolled in Head Start, but includes children who are enrolled in state-funded pre-K.

QUALITY STANDARDS CHECKLIST

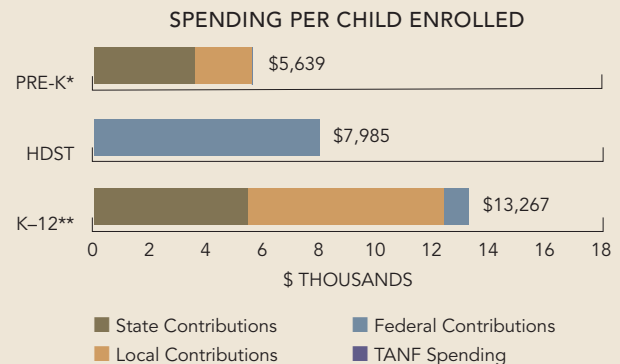
POLICY	STATE PRE-K REQUIREMENT	BENCHMARK	DOES REQUIREMENT MEET BENCHMARK?
Early learning standards	Comprehensive	Comprehensive	<input checked="" type="checkbox"/>
Teacher degree	BA (public), HSD (nonpublic) ²	BA	<input type="checkbox"/>
Teacher specialized	License + certification in Pre-K-3, or -6, EC for 3- and 4-year-olds (public), None (nonpublic) ²	Specializing in pre-K	<input type="checkbox"/>
Assistant teacher degree	HSD or GED	CDA or equivalent	<input type="checkbox"/>
Teacher in-service	15 clock hours	At least 15 hours/year	<input checked="" type="checkbox"/>
Maximum class size	20 or lower	<input checked="" type="checkbox"/>
3-year-olds	NA		
4-year-olds	18		
Staff-child ratio	1:10 or better	<input checked="" type="checkbox"/>
3-year-olds	NA		
4-year-olds	1:9		
Screening/referral	Vision, hearing, health; and support services ³	Vision, hearing, health; and at least 1 support service	<input checked="" type="checkbox"/>
Meals	At least breakfast and snack ⁴	At least 1/day	<input checked="" type="checkbox"/>
Monitoring	Site visits and other monitoring ⁵	Site visits	<input checked="" type="checkbox"/>

TOTAL BENCHMARKS MET

7

RESOURCES

Total state pre-K spending	\$46,916,828
Local match required?	Yes, based on composite index of local ability to pay
State spending per child enrolled	\$3,575
All reported spending per child enrolled*	\$5,639



* Pre-K programs may receive additional funds from federal or local sources that are not included in this figure.

**K-12 expenditures include capital spending as well as current operating expenditures.

Data are for the '07-'08 school year, unless otherwise noted.

¹ Localities may choose to offer half-day programs for 3 hours per day or full-day programs for 6 hours per day. Most programs operate on a full-day schedule. All programs operate 5 days per week.

² Teachers in public schools are required to hold a license with endorsements in the areas in which they are working. Teachers not located in public schools who have a minimum of high school completion must show certification of completion of 120 hours of training in the subject areas of first aid, human growth and development, health and safety issues, and behavioral management of children.

³ Support services include parent involvement activities, child health services, and referral for social services. Other comprehensive services and the annual number of required parent conferences or home visits are determined locally.

⁴ All children receive breakfast and snack regardless of full- or half-day services. All children in full-day programs receive lunch.

⁵ Site visits and other monitoring activities are required every two years.