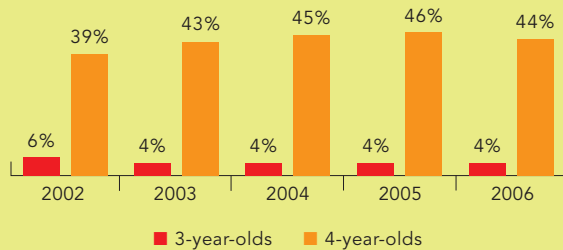
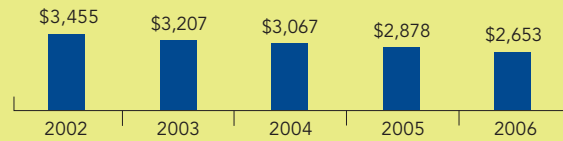


# Texas

PERCENT OF STATE POPULATION ENROLLED



STATE SPENDING PER CHILD ENROLLED  
(2006 DOLLARS)



Since the 1985-1986 school year, Texas has provided half-day prekindergarten for at-risk 4-year-olds through the Public School Prekindergarten initiative. Programs are considered part of the K-12 system and are supported through state and local funds using the Foundation School Program. The state funds school districts directly, but they are encouraged to offer services through Head Start or private child care centers. Texas requires all districts with 15 or more eligible children who are at least 4 years old to offer Public School Prekindergarten. Children are eligible for the program if they are homeless, qualify for free or reduced-price lunch, or have limited English proficiency. Access for 3-year-olds is provided in some districts through the use of additional district and state funds. Beginning in the 2006-2007 program year, children of members of the armed forces who are on active duty or have been injured or killed on duty are eligible for services as well. Districts may also serve children who do not meet eligibility requirements, but families pay tuition to support these slots. Enrollment in the Public School Prekindergarten initiative has grown each year for the past several years.

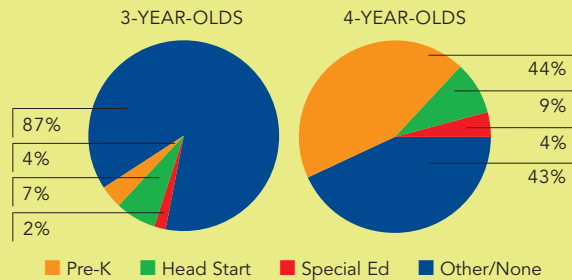
Public School Prekindergarten programs are funded for half-day services through the Foundation School Program, but may apply for Prekindergarten Expansion Grant Program funding to provide full-day services. These annual expansion grants are awarded on a competitive basis, giving priority to districts with low third-grade reading scores, and totaled \$84 million in 2005-2006. School districts may offer additional slots for a fee to parents who do not meet eligibility requirements.

ACCESS RANKING-4s	ACCESS RANKING-3s	RESOURCES RANKING
5	9	26

## ACCESS

Total state program enrollment .....	182,293
School districts that offer state program .....	80%
Income requirement .....	185% FPL <sup>1</sup>
Hours of operation .....	3 hours/day, 5 days/week <sup>2</sup>
Operating schedule .....	Academic year
Special education enrollment.....	21,244
Federally funded Head Start enrollment .....	62,367
State-funded Head Start enrollment .....	0

### STATE PRE-K AND HEAD START ENROLLMENT AS PERCENTAGE OF TOTAL POPULATION



## QUALITY STANDARDS CHECKLIST

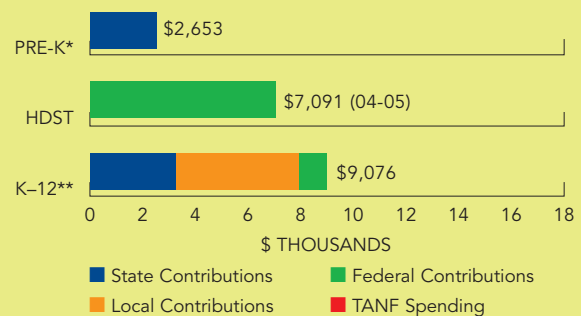
POLICY	STATE PRE-K REQUIREMENT	BENCHMARK	DOES REQUIREMENT MEET BENCHMARK?
Early learning standards .....	Comprehensive .....	Comprehensive	<input checked="" type="checkbox"/>
Teacher degree .....	BA .....	BA	<input checked="" type="checkbox"/>
Teacher specialized training .....	Generalist Teaching Certificate <sup>3</sup> .....	Specializing in pre-K	<input checked="" type="checkbox"/>
Assistant teacher degree.....	HSD/GED .....	CDA or equivalent	<input type="checkbox"/>
Teacher in-service .....	150 clock hours/5 years <sup>4</sup> .....	At least 15 hours/year	<input checked="" type="checkbox"/>
Maximum class size.....	.....	20 or lower	<input type="checkbox"/>
3-year-olds.....	No limit		
4-year-olds.....	No limit		
Staff-child ratio .....	.....	1:10 or better	<input type="checkbox"/>
3-year-olds.....	No limit		
4-year-olds.....	No limit		
Screening/referral .....	Vision, hearing, and support services .....	Vision, hearing, health; and at least 1 support service	<input type="checkbox"/>
Meals .....	Depend on length of program day <sup>6</sup> .....	At least 1/day	<input type="checkbox"/>
Monitoring .....	None .....	Site visits	<input type="checkbox"/>

**TOTAL BENCHMARKS MET**  
**4**

## RESOURCES

Total state pre-K spending .....	\$483,709,332 <sup>7</sup>
Local match required? .....	No <sup>8</sup>
State spending per child enrolled .....	\$2,653
State spending per 3-year-old.....	\$118
State spending per 4-year-old .....	\$1,176

### SPENDING PER CHILD ENROLLED



\* Pre-K programs may receive additional funds from federal or local sources that are not included in this figure.

\*\* K-12 expenditures include capital spending as well as current operating expenditures.

Data are for the '05-'06 school year, unless otherwise noted.

<sup>1</sup> Children may also qualify if they are homeless or unable to speak and comprehend English.

<sup>2</sup> Programs may operate 6 hours per day if the district or campus is approved for Prekindergarten Expansion Grant Program funding.

<sup>3</sup> The certification requirement for teachers changed in 2002 from endorsement in EC or K to the Generalist (EC-Grade 4) Teaching Certificate. The state no longer issues an Early Childhood or Kindergarten Endorsement.

<sup>4</sup> All classroom teachers holding a standard Certificate with an effective date of September 1, 1999 or later are required to meet this requirement.

<sup>5</sup> Some support services are required, but specific services are determined locally. The number of annual parent conferences or home visits is also determined locally.

<sup>6</sup> School districts are not required to serve meals to prekindergarten students. However, most school districts do serve either breakfast or lunch, and some offer both meals. All districts offering full-day programs provide lunch.

<sup>7</sup> State funding under the Foundation School Program, distributed on the basis of aggregated Average Daily Attendance, totaled \$399,642,449. The Prekindergarten Expansion Grant Program contributed an additional \$84,066,883.

<sup>8</sup> The Foundation School Program has a local fund assignment that is a function of the district's tax base valuation.