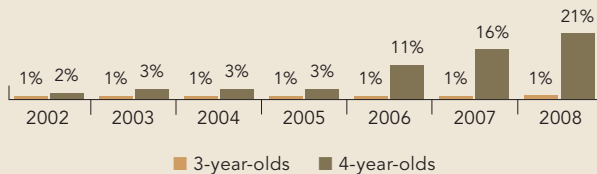
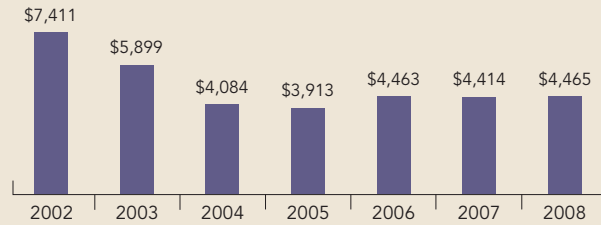


# Tennessee

PERCENT OF STATE POPULATION ENROLLED



STATE SPENDING PER CHILD ENROLLED  
(2008 DOLLARS)



In 1998, Tennessee began funding the Early Childhood Education (ECE) Pilot Project, which offered competitive grants to public schools, Head Start agencies, private child care agencies, institutes of higher education, and public housing authorities to provide preschool. The Tennessee Voluntary Pre-K (VPK) program began in the 2005-2006 school year and includes the pilot pre-K program. The VPK program allows only school systems to compete for state grants, but public schools can subcontract with Head Start agencies, private child care agencies, institutes of higher education, and public housing authorities. Enrollment priority is given to 3- and 4-year-old children who are eligible for free or reduced-price lunch. Enrollment is also open to children who meet other state-specified risk factors, which include being in state custody, English Language Learner status, having a history of abuse or neglect, having an IEP, and other locally determined risk factors such as having a parent on active military duty.

Until 2003, Tennessee's preschool program relied partially on TANF funding. In 2005, the state began using excess lottery funds to expand its state prekindergarten program, resulting in an additional 6,000 at-risk children being served in the 2005-2006 school year. Tennessee then tripled its general revenue allocation for preschool, enabling 232 new VPK programs to serve more than 4,500 additional at-risk children during the 2006-2007 school year. In 2007-2008, an additional \$25 million enabled VPK to serve more than 4,700 additional at-risk children.

The Office of Early Learning (OEL) was established in 2005 to administer the VPK program. OEL also includes the Even Start State Coordinator Office, Family Resources Centers, Head Start State Collaboration Office, and School Administered Child Care Program Evaluation. It is responsible for program administration, oversight, monitoring, data collection, technical assistance, and training. To provide information and best practices in support of preschool education, OEL coordinates and collaborates with intra-state agencies, local school systems, and community providers.

ACCESS RANKINGS	
4-YEAR-OLDS	3-YEAR-OLDS
17	22

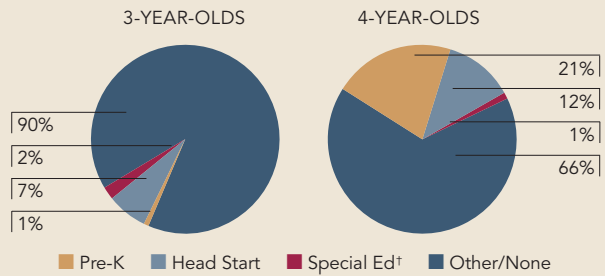
RESOURCES RANKINGS	
STATE SPENDING	ALL REPORTED SPENDING
13	17

# TENNESSEE VOLUNTARY PRE-K

## ACCESS

Total state program enrollment .....	17,916
School districts that offer state program .....	99%
Income requirement .....	185% FPL <sup>1</sup>
Hours of operation .....	5.5 hours/day, 5 days/week <sup>2</sup>
Operating schedule .....	Academic year
Special education enrollment .....	6,363
Federally funded Head Start enrollment .....	15,469
State-funded Head Start enrollment .....	0

STATE PRE-K AND HEAD START ENROLLMENT AS PERCENTAGE OF TOTAL POPULATION



† This number represents children in special education who are not enrolled in state-funded pre-K or Head Start.

## QUALITY STANDARDS CHECKLIST

POLICY	STATE PRE-K REQUIREMENT	BENCHMARK	DOES REQUIREMENT MEET BENCHMARK?
Early learning standards .....	Comprehensive	Comprehensive	<input checked="" type="checkbox"/>
Teacher degree .....	BA	BA	<input checked="" type="checkbox"/>
Teacher specialized training .....	Teacher license and certification in Early Childhood Pre-K endorsement <sup>3</sup>	Specializing in pre-K	<input checked="" type="checkbox"/>
Assistant teacher degree .....	CDA (ECE pilot); HSD + pre-K experience (VPK) <sup>4</sup>	CDA or equivalent	<input type="checkbox"/>
Teacher in-service .....	18 clock hours	At least 15 hours/year	<input checked="" type="checkbox"/>
Maximum class size .....		20 or lower	<input checked="" type="checkbox"/>
3-year-olds .....	16		
4-year-olds .....	20		
Staff-child ratio .....		1:10 or better	<input checked="" type="checkbox"/>
3-year-olds .....	1:8		
4-year-olds .....	1:10		
Screening/referral .....	Vision, hearing, health, and support services	Vision, hearing, health; and at least 1 support service	<input checked="" type="checkbox"/>
Meals .....	Lunch and either breakfast or snack	At least 1/day	<input checked="" type="checkbox"/>
Monitoring .....	Site visits and other monitoring	Site visits	<input checked="" type="checkbox"/>

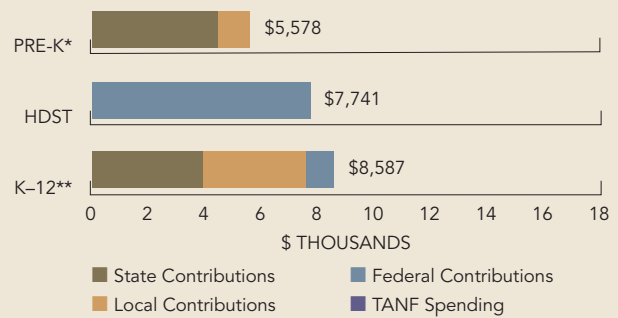
**TOTAL BENCHMARKS MET**

**9**

## RESOURCES

Total state pre-K spending .....	\$80,000,000
Local match required? .....	Yes <sup>6</sup>
State spending per child enrolled .....	\$4,465
All reported spending per child enrolled* .....	\$5,578

SPENDING PER CHILD ENROLLED



\* Pre-K programs may receive additional funds from federal or local sources that are not included in this figure.

\*\*K-12 expenditures include capital spending as well as current operating expenditures.

Data are for the '07-'08 school year, unless otherwise noted.

<sup>1</sup> Children who meet the income criteria receive highest priority for enrollment. In 2007-2008, 86 percent of children enrolled in the program met the income requirement.

<sup>2</sup> Naptime cannot be counted in the 5.5 hour minimum.

<sup>3</sup> Permissible types of pre-K certifications include: Pre-K-3, Pre-K-4, Pre-K-K, Pre-K-1 Special Education, and Pre-K-3 Special Education.

<sup>4</sup> In the ECE pilot, all assistant teachers are required to have a CDA. In the VPK program, the LEA is required to hire an assistant teacher with a CDA if one is available, but if not, the LEA may hire one with a high school diploma and relevant experience working with ECE programs.

<sup>5</sup> Dental screening and referrals are locally determined. Support services include two annual parent conferences or home visits, parenting support or training, parent involvement activities, referral for social services, and transition to pre-K and kindergarten activities. Some other comprehensive services are required, but specific services are determined locally.

<sup>6</sup> The state provides each LEA with their state share of the Basic Education Plan (BEP) amount of the cost per classroom unit, which varies by county. The LEA must identify a local funding match to add to their BEP funds that equals the amount per classroom unit set by the commissioner.