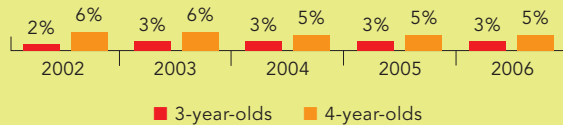
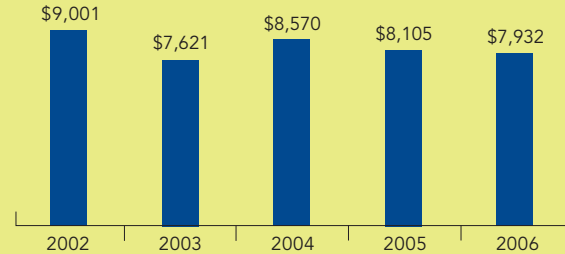


# Oregon

PERCENT OF STATE POPULATION ENROLLED



STATE SPENDING PER CHILD ENROLLED  
(2006 DOLLARS)



Oregon established the Head Start Prekindergarten program in 1987 to provide comprehensive child development services to 3- and 4-year-olds. Children are eligible if they have family incomes below 100 percent of the federal poverty level or if they have identified disabilities. State funding is distributed to all federal Head Start grantees in Oregon and also may be awarded to private agencies, public schools, and universities that meet the standards for Head Start programs but do not receive federal Head Start funding. All funded programs must follow the Head Start Performance Standards and monitoring requirements, which have been adopted in state law. The state has a formal intergovernmental agreement between the Oregon Department of Education and the Region X Head Start Office, creating a state/federal partnership that supports a collaborative preschool education system.

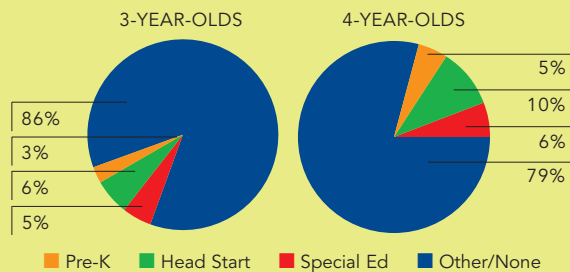
As a result of fluctuating funding in recent years, the Oregon Head Start Prekindergarten program has faced reductions in enrollment. However, through a 2007-2009 expansion proposal to fully fund Head Start Prekindergarten, the state is considering making the program available to all eligible children whose families choose to enroll.

ACCESS RANKING-4s	ACCESS RANKING-3s	RESOURCES RANKING
31	12	2

## ACCESS

Total state program enrollment	3,486
School districts that offer state program	100% (counties)
Income requirement	80% of children must be below 100% FPL
Hours of operation	Determined locally <sup>1</sup>
Operating schedule	Determined locally <sup>1</sup>
Special education enrollment	5,093
Federally funded Head Start enrollment	7,242
State-funded Head Start enrollment	3,486 <sup>2</sup>

## STATE PRE-K AND HEAD START ENROLLMENT AS PERCENTAGE OF TOTAL POPULATION



## QUALITY STANDARDS CHECKLIST

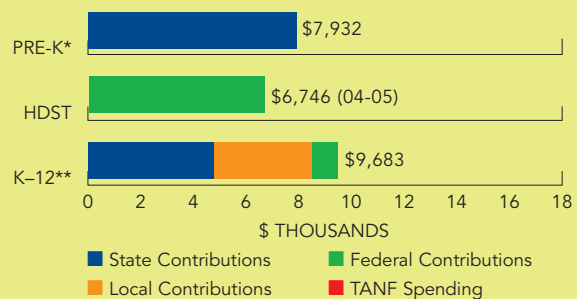
POLICY	STATE PRE-K REQUIREMENT	BENCHMARK	DOES REQUIREMENT MEET BENCHMARK?
Early learning standards	Comprehensive	Comprehensive	<input checked="" type="checkbox"/>
Teacher degree	BA (public), CDA (nonpublic) <sup>3</sup>	BA	<input type="checkbox"/>
Teacher specialized training	License + 15 hrs. ECE cr. (public); Meets CDA requirements (nonpublic)	Specializing in pre-K	<input checked="" type="checkbox"/>
Assistant teacher degree	HSD or GED <sup>4</sup>	CDA or equivalent	<input type="checkbox"/>
Teacher in-service	None <sup>5</sup>	At least 15 hours/year	<input type="checkbox"/>
Maximum class size		20 or lower	<input checked="" type="checkbox"/>
3-year-olds	17		
4-year-olds	20		
Staff-child ratio		1:10 or better	<input checked="" type="checkbox"/>
3-year-olds	2:17		
4-year-olds	1:10		
Screening/referral and support services	Vision, hearing, health, dental, and immunization; and support services <sup>6</sup>	Vision, hearing, health; and at least 1 support service	<input checked="" type="checkbox"/>
Meals	Lunch and either breakfast or snack <sup>7</sup>	At least 1/day	<input checked="" type="checkbox"/>
Monitoring	Site visits and other monitoring <sup>8</sup>	Site visits	<input checked="" type="checkbox"/>

**TOTAL BENCHMARKS MET**  
**7**

## RESOURCES

Total state pre-K spending	\$27,650,000 <sup>9</sup>
Local match required?	No
State Head Start spending	\$27,650,000 <sup>9</sup>
State spending per child enrolled	\$7,932
State spending per 3-year-old	\$209
State spending per 4-year-old	\$399

## SPENDING PER CHILD ENROLLED



\* Pre-K programs may receive additional funds from federal or local sources that are not included in this figure.

\*\* K-12 expenditures include capital spending as well as current operating expenditures.

Data are for the '05-'06 school year, unless otherwise noted.

<sup>1</sup> Programs must be offered for at least 3.5 hours per day, and up to 6 hours per day. Most programs operate 3 or 4 days per week. All programs must operate a minimum of 32 weeks and 474 hours per year. Days, weeks, and number of home visits vary depending on program model. The Center Based Models are required to operate 128 days per year, Home Based Models are required to have 16 socializations and 32 home visits per year, and Combination Models are required to combine Home Based and Center Based Model requirements.

<sup>2</sup> This number represents enrollment in the Oregon Head Start Prekindergarten program. All state-funded Head Start enrollment is through this program.

<sup>3</sup> In nonpublic school grantee settings, half of grantee teachers must have at least an AA or higher degree in ECE or a related degree with a minimum of 15 ECE college credits. Requirements for public school teachers do not apply to classrooms run by agencies other than public schools, even if located in public schools.

<sup>4</sup> Assistant teachers paid with Title I funds must meet Title I paraprofessional requirements, which include an AA or local district qualifying procedures.

<sup>5</sup> Federal Head Start Performance Standards require in-service professional

development but do not specify the number of clock or credit hours. Programs are required to allocate 2.5% of their budget for training to attain credentials or enhance skills.

<sup>6</sup> Support services include four annual parent conferences or home visits, parenting support or training, parent involvement activities, health services for children, information about nutrition, referral to social services, transition to kindergarten activities, mental health services, and community partnerships.

<sup>7</sup> Programs are required to offer meals and snacks that provide at least one-third of the child's daily nutritional needs. For morning classes, programs offer breakfast to all children who want it and also provide lunch. For afternoon classes, programs provide lunch and a snack.

<sup>8</sup> State staff jointly conduct monitoring visits of all jointly funded grantees with federal staff monitors. Monitoring visits for state-only grantees are conducted by state staff monitors using the federal Head Start PRISM review process.

<sup>9</sup> This figure represents the state contribution to the Oregon Head Start Prekindergarten program, which is a state-funded Head Start model. All state pre-K spending is therefore directed toward Head Start programs.