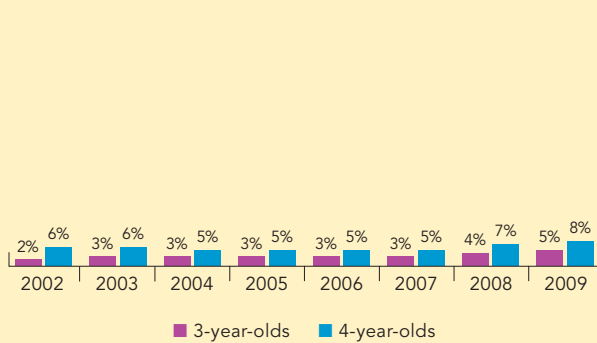
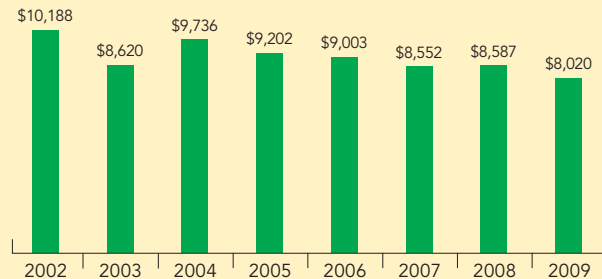


Oregon

PERCENT OF STATE POPULATION ENROLLED



STATE SPENDING PER CHILD ENROLLED
(2009 DOLLARS)



The Oregon Head Start Prekindergarten program, established in 1987, provides comprehensive child development and education services to 3- and 4-year-olds from low-income families. A state/federal partnership supporting a collaborative federal Head Start and state prekindergarten system has been established by a formal Memorandum of Understanding between the Oregon Department of Education and the Region X Office of Head Start.

Funding for the Oregon Head Start Prekindergarten program is awarded to non-sectarian organizations through a competitive grant process. All federal Head Start grantees are funded jointly, receiving state and federal funding to expand enrollment. State pre-K funding can also be distributed to other entities such as public schools, private agencies, and universities not receiving federal Head Start funding. However, in order to receive state funding, all participating programs must meet the federal Head Start Performance Standards and monitoring requirements.

In an attempt to move toward access for all of the state's 3- and 4-year-olds, provisions have been made to increase enrollment. During the 2007-2009 biennium, a \$39 million expansion provided an additional 3,068 slots for eligible children. Enrollment increased by 1,660 children during the 2007-2008 program year, and an additional 1,374 children were enrolled in the 2008-2009 program year. However, there was a budget reduction of 1.1 percent taken in 2008-2009, the last half of the biennium.

ACCESS RANKINGS	
4-YEAR-OLDS	3-YEAR-OLDS
29	12

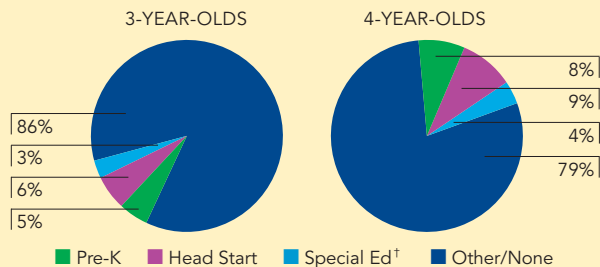
RESOURCES RANKINGS	
STATE SPENDING	ALL REPORTED SPENDING
4	7

OREGON HEAD START PREKINDERGARTEN

ACCESS

Total state program enrollment	6,472
School districts that offer state program	100% (counties)
Income requirement	80% or 90% must be at or below 100% FPL ¹
Hours of operation	Determined locally ²
Operating schedule	Academic year
Special education enrollment	5,703
Federally funded Head Start enrollment	6,859
State-funded Head Start enrollment	6,168 ³

STATE PRE-K AND HEAD START ENROLLMENT AS PERCENTAGE OF TOTAL POPULATION



[†] This is an estimate of children in special education who are not enrolled in state-funded pre-K or Head Start.

QUALITY STANDARDS CHECKLIST

POLICY	STATE PRE-K REQUIREMENT	BENCHMARK	DOES REQUIREMENT MEET BENCHMARK?	<div style="border: 1px solid black; padding: 5px; text-align: center;"> TOTAL BENCHMARKS MET </div>
Early learning standards	Comprehensive	Comprehensive	<input checked="" type="checkbox"/>	
Teacher degree	BA (public), CDA (nonpublic) ⁴	BA	<input type="checkbox"/>	
Teacher specialized training	License + 15 ECE credits (public); Meets CDA requirement (nonpublic) ⁴	Specializing in pre-K	<input checked="" type="checkbox"/>	
Assistant teacher degree	HSD or GED ⁴	CDA or equivalent	<input type="checkbox"/>	
Teacher in-service	15 clock hours	At least 15 hours/year	<input checked="" type="checkbox"/>	
Maximum class size		20 or lower	<input checked="" type="checkbox"/>	
3-year-olds	17			
4-year-olds	20			
Staff-child ratio		1:10 or better	<input checked="" type="checkbox"/>	
3-year-olds	2:17			
4-year-olds	1:10			
Screening/referral and support services	Vision, hearing, health, dental, developmental, immunizations; and support services ⁵	Vision, hearing, health; and at least 1 support service	<input checked="" type="checkbox"/>	
Meals	Lunch and either breakfast or snack ⁶	At least 1/day	<input checked="" type="checkbox"/>	
Monitoring	Site visits and other monitoring	Site visits	<input checked="" type="checkbox"/>	

RESOURCES

Total state pre-K spending	\$51,906,604
Local match required?	No
State Head Start spending	\$51,906,604 ⁷
State spending per child enrolled	\$8,020
All reported spending per child enrolled*	\$8,020

* Pre-K programs may receive additional funds from federal or local sources that are not included in this figure.

**K-12 expenditures include capital spending as well as current operating expenditures.

Data are for the '08-'09 school year, unless otherwise noted.

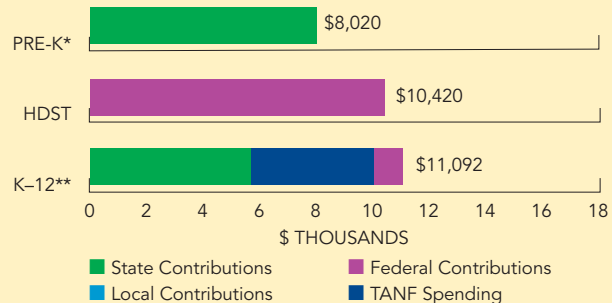
¹ If a grantee has both federal Head Start and state pre-K funding, 90 percent of children must meet the income requirement. If a grantee has only state pre-K funding, 80 percent of children must meet the income requirement. State pre-K children must meet the federal Head Start income guidelines. Effective as of December 2007, 35 percent of enrollment may be children whose family incomes are between 100 and 130 percent FPL after priority is given to children at or below 100 percent FPL.

² Programs must be offered for at least 3.5 hours per day. Most programs operate 3 or 4 days per week plus required home visits. All programs must operate a minimum of 32 weeks per year.

³ This number represents enrollment of 3- and 4-year-olds in the Oregon Head Start Prekindergarten program. All state-funded Head Start enrollment is through this program.

⁴ In public settings teachers must also have an ECE endorsement in pre-K-grades 3-9. In nonpublic school grantee settings, half of grantee teachers must have at least an AA or higher degree in ECE or a related degree with a minimum of 15

SPENDING PER CHILD ENROLLED



ECE college credits. The Head Start Reauthorization Act of 2007 requires that by 2011 all lead teachers have at least an AA; by 2013, 50 percent must have at least a BA. By 2013, all assistant teachers must have at least a CDA or be enrolled in a program to receive a CDA, AA, or BA within two years.

⁵ Support services include four annual parent conferences or home visits, parent education or job training, parenting support or training, parent involvement activities, health services for parents and children, information about nutrition, referral to social services, transition to kindergarten activities, mental health services, and community partnerships.

⁶ Programs are required to offer meals and snacks that provide at least one-third of the child's daily nutritional needs. In addition to lunches for all children, morning programs offer breakfast to all children, and afternoon programs offer snacks to all children.

⁷ This figure represents the state contribution to the Oregon Head Start Prekindergarten program, which is a state-funded Head Start model. All state pre-K spending is therefore directed toward Head Start programs.