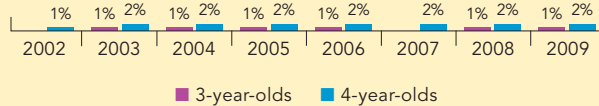
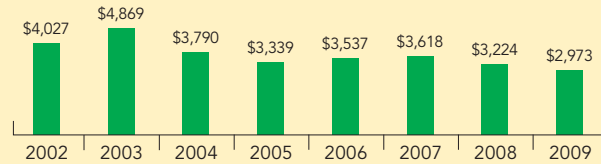


Nevada

PERCENT OF STATE POPULATION ENROLLED



STATE SPENDING PER CHILD ENROLLED
(2009 DOLLARS)



In 2001, the Nevada State PreKindergarten Education Program began as the Early Childhood Education Comprehensive Plan with the aim of providing funds to establish new preschool programs and expand existing ones. Grantees include school districts and community organizations. The program offers preschool access for 3- to 5-year-olds, based on the eligibility criteria of individual grantees. Programs are required to identify community needs to help determine eligibility criteria. Priority is given to 4- and 5-year-olds who will be eligible for kindergarten the following year, although children may also be eligible if they are from low-income families, are English Language Learners, or have an IEP.

The needs expressed in grant applications determine funding levels for individual grantees. Flat funding for the program as a whole for the 2008-2009 program year limited the program to serving approximately 1,000 children.

Program quality is established by the state through requirements of the competitive grant process, rather than through explicit program policy. In the 2008-2009 program year, the state began using the ECERS-R and the ELLCO classroom observation instruments to measure program quality as a part of a required annual evaluation.

In an attempt to assess the learning gains of children identified as Limited English Proficient (who represent 44 percent of enrollment), the program has implemented a statewide pilot project. This project uses the Pre-LAS, a measure of oral language proficiency and pre-literacy skills. The state also conducts a longitudinal evaluation each year, with the first cohort of students now in fifth grade.

ACCESS RANKINGS	
4-YEAR-OLDS	3-YEAR-OLDS
37	24

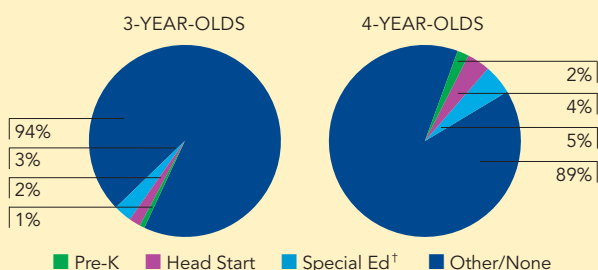
RESOURCES RANKINGS	
STATE SPENDING	ALL REPORTED SPENDING
31	34

NEVADA STATE PREKINDERGARTEN EDUCATION PROGRAM

ACCESS

Total state program enrollment	1,123
School districts that offer state program	53%
Income requirement	None ¹
Hours of operation	Determined locally ²
Operating schedule	Academic year
Special education enrollment	3,593
Federally funded Head Start enrollment	2,192
State-funded Head Start enrollment	0

STATE PRE-K AND HEAD START ENROLLMENT AS PERCENTAGE OF TOTAL POPULATION



[†] This is an estimate of children in special education who are not enrolled in state-funded pre-K or Head Start.

QUALITY STANDARDS CHECKLIST

POLICY	STATE PRE-K REQUIREMENT	BENCHMARK	DOES REQUIREMENT MEET BENCHMARK?
Early learning standards	Comprehensive	Comprehensive	<input checked="" type="checkbox"/>
Teacher degree	BA ³	BA	<input checked="" type="checkbox"/>
Teacher specialized training	ECE license - Birth-K, Birth-Grade 2, or ECSE ³	Specializing in pre-K	<input checked="" type="checkbox"/>
Assistant teacher degree	HSD	CDA or equivalent	<input type="checkbox"/>
Teacher in-service	6 credit hours/5 years	At least 15 hours/year	<input checked="" type="checkbox"/>
Maximum class size		20 or lower	<input checked="" type="checkbox"/>
3-year-olds	16		
4-year-olds	20		
Staff-child ratio		1:10 or better	<input checked="" type="checkbox"/>
3-year-olds	1:8		
4-year-olds	1:10		
Screening/referral	Determined locally; and support services ⁴	Vision, hearing, health; and at least 1 support service	<input type="checkbox"/>
Meals	None ⁵	At least 1/day	<input type="checkbox"/>
Monitoring	Site visits and other monitoring	Site visits	<input checked="" type="checkbox"/>

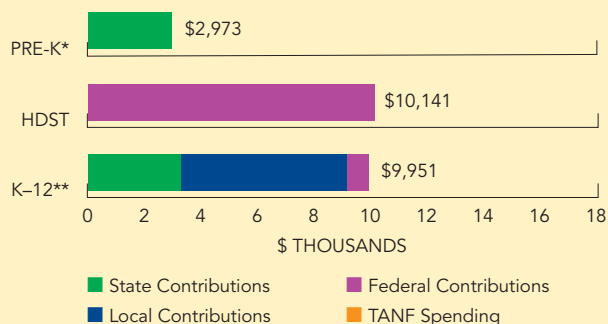
TOTAL BENCHMARKS MET

7

RESOURCES

Total state pre-K spending	\$3,338,875
Local match required?	No
State spending per child enrolled	\$2,973
All reported spending per child enrolled*	\$2,973

SPENDING PER CHILD ENROLLED



* Pre-K programs may receive additional funds from federal or local sources that are not included in this figure.

** K-12 expenditures include capital spending as well as current operating expenditures.

Data are for the '08-'09 school year, unless otherwise noted.

¹ Although there is no income requirement, programs prioritize children who are English Language Learners or who are from low-income families, among other locally determined enrollment priorities.

² Programs are required to operate a minimum of 10 hours per week. Specific operating schedules are determined locally, but programs generally operate 2-4 hours per day, 4 days per week.

³ If teachers began with the program prior to 2002, they were grandfathered in under previous requirements. Positions deemed "difficult to fill" with the appropriate certification may develop a professional development plan that

the hired teacher would follow if they do not currently have an approved certification. All new hires must be credentialed teachers, and most Classroom on Wheels classrooms now have a credentialed teacher.

⁴ Screening and referral requirements are decided at the local level. Some districts use developmental screenings. Support services include parenting support or training, parent involvement activities, referral to social services, and other locally determined support services.

⁵ Meals are not required, but all programs provide snack and some provide lunch based on the school's ability to support meals.