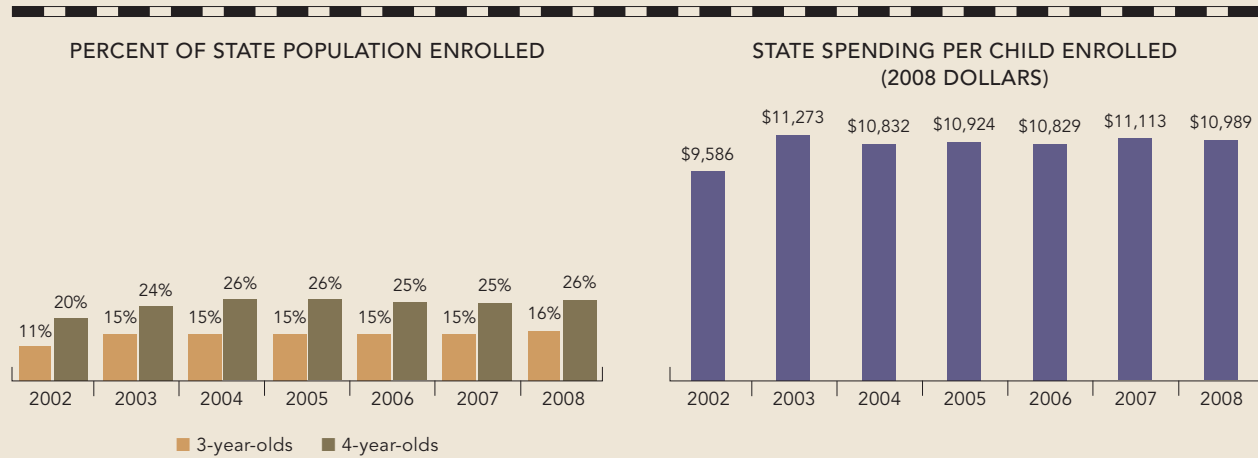


New Jersey



In 1998, New Jersey's Supreme Court mandated the provision of preschool for all 3- and 4-year-olds in the state's highest poverty districts. This mandate resulted in the development of the Abbott Preschool Program, which is offered in the 31 school districts where at least 40 percent of children qualify for free or reduced-price lunch. Funds are distributed directly from the state Department of Education to school districts, which may in turn contract with Head Start or private child care centers to provide services. In addition to DOE funding, Abbott districts and/or providers may receive funding from the state Department of Human Services (DHS) to provide extended-day, extended-year services. Although the funds formerly provided services for all children enrolled in an Abbott preschool program, effective with the 2007-2008 school year, DHS vouchers are available only to families with incomes up to 300 percent of the poverty level.

As part of a separate initiative, Early Childhood Program Aid (ECPA) is provided to 101 school districts, known as non-Abbott ECPA districts, in which 20 to 40 percent of children qualify for free or reduced-price lunch. Through ECPA funding, non-Abbott ECPA districts operate full-day kindergarten, offer at least a half-day preschool program for 4-year-olds, and improve services for children in pre-K through third grade. Preschool programs typically operate in public schools, but some districts choose to contract with Head Start or private child care centers to offer services.

A third state-funded preschool initiative, the Early Launch to Learning Initiative (ELLI), was established in 2004 as part of New Jersey's efforts to provide access to high-quality preschool education to all the state's 4-year-olds. All non-Abbott districts are encouraged to apply for funding, including school districts that already provide preschool but need additional funding to serve more income-eligible children, extend program hours, or improve program quality. Districts already receiving ECPA funding may apply for ELLI funds as well, to be used to improve program quality or extend program hours. ELLI funding levels are based on the projected number of low-income 4-year-old children the district plans to serve and the length of the program day.

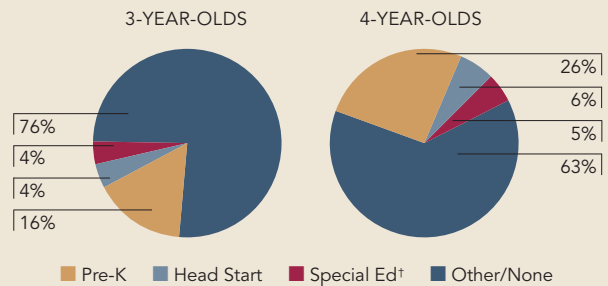
Under the School Funding Reform Act of 2008, the state plans to fund full-day preschool for at-risk 3- and 4-year-olds in districts throughout the state. The expansion will be phased in over six years, beginning in the 2008-2009 program year, with the goal of providing preschool for an additional 30,000 children by the 2013-2014 school year.

In order to document the contributions New Jersey makes to preschool through its separate initiatives, we first present summary information reflecting the state's overall commitment to preschool. Enrollment and state spending for the Abbott, ECPA, and ELLI initiatives are taken into account. Next, we present specific details about each initiative in the state. The third page of this profile focuses exclusively on the Abbott program; the fourth page focuses exclusively on the ECPA program; and the final page focuses exclusively on the ELLI program.

STATE OVERVIEW

Total state program enrollment	47,004
Total state spending	\$516,541,421
State spending per child enrolled	\$10,989
All reported spending per child enrolled	\$10,989

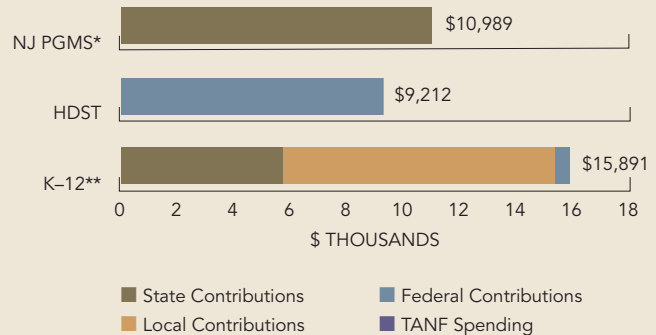
STATE PRE-K AND HEAD START ENROLLMENT AS PERCENTAGE OF TOTAL POPULATION



■ Pre-K ■ Head Start ■ Special Ed† ■ Other/None

† This number represents children in special education who are not enrolled in Head Start but may be enrolled in state-funded pre-K.

SPENDING PER CHILD ENROLLED



* Pre-K programs may receive additional funds from federal or local sources that are not included in this figure.

**K-12 expenditures include capital spending as well as current operating expenditures.

Data are for the '07-'08 school year, unless otherwise noted.

State per-child spending in New Jersey appears to be higher for state prekindergarten programs than for K-12 education, but in fact this is not the case in the districts that offer state pre-K. More than 80 percent of state prekindergarten enrollment is in Abbott districts, which also have a K-12 state aid payment that is nearly 3 times the statewide average per child. In other words, state spending per child is also much higher for K-12 in the Abbott districts.

ACCESS RANKINGS

4-YEAR-OLDS

3-YEAR-OLDS

15

4

RESOURCES RANKINGS

STATE SPENDING

ALL REPORTED SPENDING

1

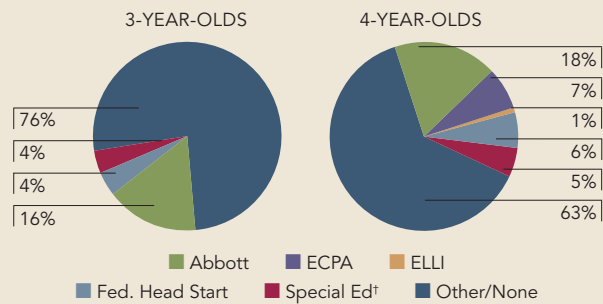
1

NEW JERSEY ABBOTT PRESCHOOL PROGRAM

ACCESS

Total state program enrollment	38,818
School districts that offer state program	5%
Income requirement	None ¹
Hours of operation	6 hours/day, 5 days/week ²
Operating schedule	Academic year ²
Special education enrollment	11,034
Federally funded Head Start enrollment	12,229
State-funded Head Start enrollment	0

STATE PRE-K AND HEAD START ENROLLMENT AS PERCENTAGE OF TOTAL POPULATION



† This number represents children in special education who are not enrolled in Head Start but may be enrolled in state-funded pre-K.

QUALITY STANDARDS CHECKLIST

POLICY	STATE PRE-K REQUIREMENT	BENCHMARK	DOES REQUIREMENT MEET BENCHMARK?
Early learning standards	Comprehensive	Comprehensive	<input checked="" type="checkbox"/>
Teacher degree	BA	BA	<input checked="" type="checkbox"/>
Teacher specialized training.....	Certification in Pre-K-3	Specializing in pre-K	<input checked="" type="checkbox"/>
Assistant teacher degree	HSD ³	CDA or equivalent	<input type="checkbox"/>
Teacher in-service	100 clock hours/5 years	At least 15 hours/year	<input checked="" type="checkbox"/>
Maximum class size		20 or lower	<input checked="" type="checkbox"/>
3-year-olds	15		
4-year-olds	15		
Staff-child ratio		1:10 or better	<input checked="" type="checkbox"/>
3-year-olds	2:15		
4-year-olds	2:15		
Screening/referral	Vision, hearing, health, and support services developmental; and support services ⁴	Vision, hearing, health; and at least 1 support service	<input checked="" type="checkbox"/>
Meals	Breakfast, lunch and snack	At least 1/day	<input checked="" type="checkbox"/>
Monitoring	Site visits and other monitoring	Site visits	<input checked="" type="checkbox"/>

TOTAL BENCHMARKS MET

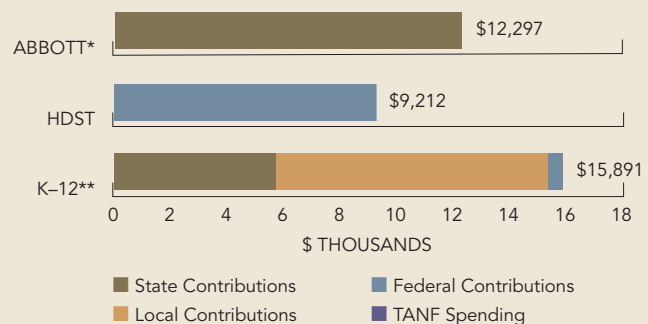
9

RESOURCES

Total state pre-K spending	\$477,356,871
Local match required?	No
State spending per child enrolled.....	\$12,297
All reported spending per child enrolled*	\$12,297

* Pre-K programs may receive additional funds from federal or local sources that are not included in this figure.
 **K-12 expenditures include capital spending as well as current operating expenditures.
 Data are for the '07-'08 school year, unless otherwise noted.

SPENDING PER CHILD ENROLLED



¹ Only districts where at least 40 percent of children qualify for free or reduced-price lunch receive funding through this initiative. All 3- and 4-year-old children within those districts are eligible to participate.
² Due to a change in regulations from the Department of Children and Families, the before- and after-care program moved to a voucher system. As a result of this change, providers are only required by the Department of Education to provide a 6-hour educational program for the 180 day academic year. Providers can choose to operate a before- and after-care program and/or a full-year (245

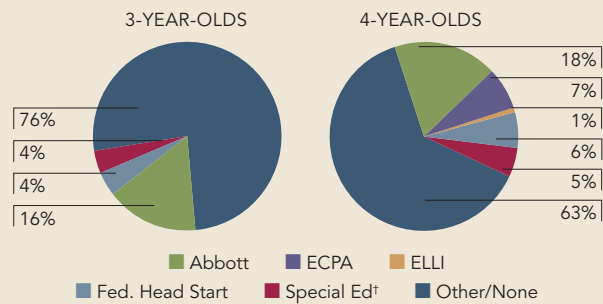
day) program. If they chose to do so, all children meeting income requirements are paid for through the DCF.
³ Assistant teachers in public schools supported by Title I funding must meet the education/degree requirements specified in NCLB.
⁴ Dental screenings and referrals are determined locally. Support services include parenting support or training, parent involvement activities, health services for children, information about nutrition, referral to social services, and transition to kindergarten activities.

NEW JERSEY NON-ABBOTT EARLY CHILDHOOD PROGRAM AID

ACCESS

Total state program enrollment	7,526
School districts that offer state program	17%
Income requirement	None ¹
Hours of operation	At least 2.75 hours/day, 5 days/week ²
Operating schedule	Academic year
Special education enrollment	11,034
Federally funded Head Start enrollment	12,229
State-funded Head Start enrollment	0

STATE PRE-K AND HEAD START ENROLLMENT AS PERCENTAGE OF TOTAL POPULATION



† This number represents children in special education who are not enrolled in Head Start but may be enrolled in state-funded pre-K.

QUALITY STANDARDS CHECKLIST

POLICY	STATE PRE-K REQUIREMENT	BENCHMARK	DOES REQUIREMENT MEET BENCHMARK?
Early learning standards	Comprehensive	Comprehensive	<input checked="" type="checkbox"/>
Teacher degree	BA	BA	<input checked="" type="checkbox"/>
Teacher specialized training.....	Certification in Pre-K-3	Specializing in pre-K	<input checked="" type="checkbox"/>
Assistant teacher degree	HSD ³	CDA or equivalent	<input type="checkbox"/>
Teacher in-service	100 clock hours/5 years	At least 15 hours/year	<input checked="" type="checkbox"/>
Maximum class size		20 or lower	<input type="checkbox"/>
3-year-olds	25 ⁴		
4-year-olds	25 ⁴		
Staff-child ratio		1:10 or better	<input type="checkbox"/>
3-year-olds	1:25 ⁴		
4-year-olds	1:25 ⁴		
Screening/referral	Vision, hearing, health, and support services	Vision, hearing, health; and at least 1 support service	<input checked="" type="checkbox"/>
Meals	Depend on length of program day ⁶	At least 1/day	<input type="checkbox"/>
Monitoring	Site visits and other monitoring	Site visits	<input checked="" type="checkbox"/>

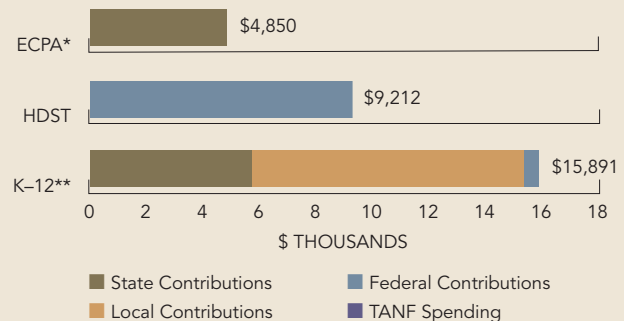
TOTAL BENCHMARKS MET

6

RESOURCES

Total state pre-K spending	\$36,500,000 ⁷
Local match required?	No
State spending per child enrolled	\$4,850
All reported spending per child enrolled*	\$4,850

SPENDING PER CHILD ENROLLED



* Pre-K programs may receive additional funds from federal or local sources that are not included in this figure.

**K-12 expenditures include capital spending as well as current operating expenditures.

Data are for the '07-'08 school year, unless otherwise noted.

¹ Only districts where 20 to 40 percent of children qualify for free or reduced-price lunch receive funding through this initiative. All 3- and 4-year-old children within those districts are eligible to participate. However, the program is only open to 3-year-olds once the district has offered full-day kindergarten to all age-eligible children, and either half- or full-day preschool to all 4-year-olds.

² Half-day programs must be at least 2.75 hours per day; full-day programs must be at least 6 hours per day. Length of program day varies by districts. In some cases, both half- and full-day programs are offered.

³ Assistant teachers in public schools supported by Title I funding must meet the education/degree requirements specified in NCLB.

⁴ Beginning July 1, 2008 the maximum class size changed to 18 and the staff-child ratio requirement changed to 1:9.

⁵ Dental screenings and referrals are determined locally. Support services include education services or job training for parents, parent involvement activities, and transition to kindergarten activities.

⁶ Meals are required in full-day programs.

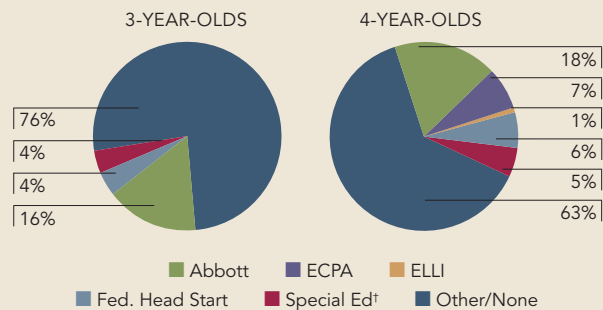
⁷ This figure is an estimate of state funds directed to services for preschool-age children.

NEW JERSEY EARLY LAUNCH TO LEARNING INITIATIVE

ACCESS

Total state program enrollment	660
School districts that offer state program	5%
Income requirement	185% FPL ¹
Hours of operation	2.75 hours/day (part-day), 6 hours/day (full-day), 5 days/week ²
Operating schedule	Academic year
Special education enrollment	11,034
Federally funded Head Start enrollment	12,229
State-funded Head Start enrollment	0

STATE PRE-K AND HEAD START ENROLLMENT AS PERCENTAGE OF TOTAL POPULATION



† This number represents children in special education who are not enrolled in Head Start but may be enrolled in state-funded pre-K.

QUALITY STANDARDS CHECKLIST

POLICY	STATE PRE-K REQUIREMENT	BENCHMARK	DOES REQUIREMENT MEET BENCHMARK?
Early learning standards	Comprehensive	Comprehensive	<input checked="" type="checkbox"/>
Teacher degree	BA	BA	<input checked="" type="checkbox"/>
Teacher specialized training.....	Certification in Pre-K-3	Specializing in pre-K	<input checked="" type="checkbox"/>
Assistant teacher degree	HSD ³	CDA or equivalent	<input type="checkbox"/>
Teacher in-service	100 clock hours/5 years	At least 15 hours/year	<input checked="" type="checkbox"/>
Maximum class size		20 or lower	<input checked="" type="checkbox"/>
3-year-olds	NA		
4-year-olds	20		
Staff-child ratio		1:10 or better	<input checked="" type="checkbox"/>
3-year-olds	NA		
4-year-olds	1:10		
Screening/referral	Vision, hearing, health and support services	Vision, hearing, health; and at least 1 support service	<input checked="" type="checkbox"/>
Meals	Depend on length of program day ⁵	At least 1/day	<input type="checkbox"/>
Monitoring	Site visits and other monitoring	Site visits	<input checked="" type="checkbox"/>

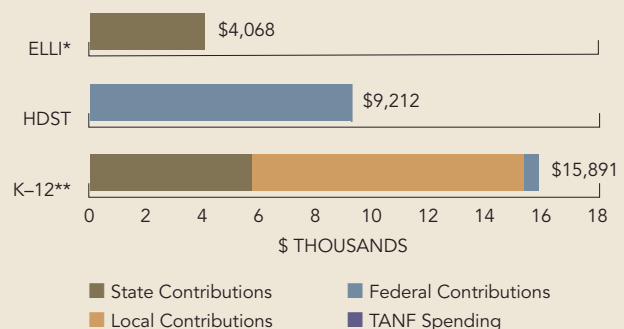
TOTAL BENCHMARKS MET

8

RESOURCES

Total state pre-K spending	\$2,684,550
Local match required?	Yes ⁶
State spending per child enrolled	\$4,068
All reported spending per child enrolled*	\$4,068

SPENDING PER CHILD ENROLLED



* Pre-K programs may receive additional funds from federal or local sources that are not included in this figure.

**K-12 expenditures include capital spending as well as current operating expenditures.

Data are for the '07-'08 school year, unless otherwise noted.

¹ Districts may enroll other students in unusual circumstances.

² Districts may offer either a half day (2 hours, 45 minutes) or full day (6 hours), and for 5 days per week.

³ Assistant teachers in public schools supported by Title I funding must meet the education/degree requirements specified in NCLB.

⁴ Dental screenings and referrals are determined locally. Support services include parent involvement activities and transition to kindergarten activities.

⁵ Full-day programs must offer breakfast and lunch.

⁶ Special education and local funding or tuition must be used to meet costs beyond DOE funding.