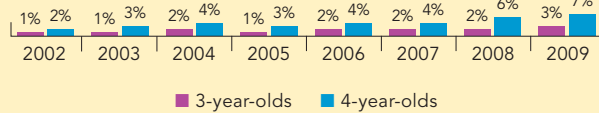
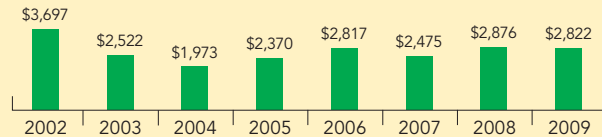


Nebraska

PERCENT OF STATE POPULATION ENROLLED



STATE SPENDING PER CHILD ENROLLED
(2009 DOLLARS)



The Nebraska Early Childhood Education Grant Program was initiated as a pilot program in 1992 and expanded in 2001. The program focuses on serving 3- and 4-year-old at-risk children. At least 70 percent of each participating preschool program's funding must be used to serve children demonstrating at least one of the four risk factors determined by the state. These risk factors include: qualifying for free or reduced-price lunch, children who are in homes where English is not the primary language, having teen parents or parents who have not completed high school, or being born prematurely or with a low birth weight. Children without these risk factors are also allowed to enroll with a sliding payment scale used for tuition, to ensure that the program integrates children with diverse social and economic characteristics.

State dollars are distributed to public schools and educational service units, but these institutions may partner with private child care centers, family resource centers, and Head Start agencies to provide services. All grantees must cover at least half of their program costs using other federal, state, or local sources.

In 2005, Nebraska started allowing 4-year-olds in approved school-based preschool education programs to be included in the K-12 state aid formula. As a result, each year additional school districts become eligible for state aid for prekindergarten. Because of this change, the total number of young children served in state-funded preschool increased by approximately 500 children in the 2008-2009 program year. Due to the approval process, many additional school district preschool programs will participate in the same process of outside evaluation, child assessment, and tracking of children's short- and long-term outcomes as grant-funded programs beginning in the 2009-2010 program year.

ACCESS RANKINGS	
4-YEAR-OLDS	3-YEAR-OLDS
32	15

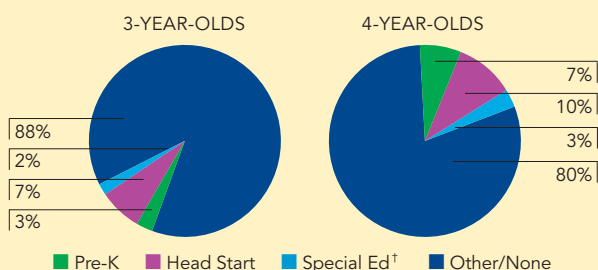
RESOURCES RANKINGS	
STATE SPENDING	ALL REPORTED SPENDING
33	18

NEBRASKA EARLY CHILDHOOD EDUCATION GRANT PROGRAM

ACCESS

Total state program enrollment	2,723
School districts that offer state program	30%
Income requirement	185% FPL ¹
Hours of operation	Determined locally ²
Operating schedule	Academic year
Special education enrollment	2,681
Federally funded Head Start enrollment	4,361
State-funded Head Start enrollment	0

STATE PRE-K AND HEAD START ENROLLMENT AS PERCENTAGE OF TOTAL POPULATION



[†] This is an estimate of children in special education who are not enrolled in state-funded pre-K or Head Start.

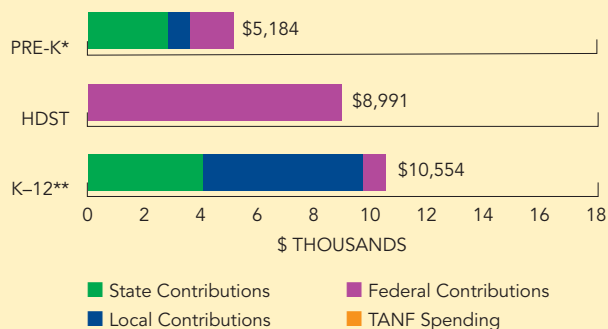
QUALITY STANDARDS CHECKLIST

POLICY	STATE PRE-K REQUIREMENT	BENCHMARK	DOES REQUIREMENT MEET BENCHMARK?	<div style="border: 1px solid black; padding: 5px; text-align: center;"> TOTAL BENCHMARKS MET 7 </div>
Early learning standards	Comprehensive	Comprehensive	<input checked="" type="checkbox"/>	
Teacher degree	BA	BA	<input checked="" type="checkbox"/>	
Teacher specialized training	Certification and EC endorsement ³	Specializing in pre-K	<input checked="" type="checkbox"/>	
Assistant teacher degree	12 semester hours in CD or ECE or equivalent	CDA or equivalent	<input checked="" type="checkbox"/>	
Teacher in-service	12 clock hours	At least 15 hours/year	<input type="checkbox"/>	
Maximum class size		20 or lower	<input checked="" type="checkbox"/>	
3-year-olds	20			
4-year-olds	20			
Staff-child ratio		1:10 or better	<input checked="" type="checkbox"/>	
3-year-olds	1:10			
4-year-olds	1:10			
Screening/referral and support services	Determined locally; and support services ⁴	Vision, hearing, health; and at least 1 support service	<input type="checkbox"/>	
Meals	Snack	At least 1/day	<input type="checkbox"/>	
Monitoring	Site visits and other monitoring	Site visits	<input checked="" type="checkbox"/>	

RESOURCES

Total state pre-K spending	\$7,684,420
Local match required?	Yes, 100% ⁵
State spending per child enrolled	\$2,822
All reported spending per child enrolled*	\$5,184

SPENDING PER CHILD ENROLLED



* Pre-K programs may receive additional funds from federal or local sources that are not included in this figure.

**K-12 expenditures include capital spending as well as current operating expenditures.

Data are for the '08-'09 school year, unless otherwise noted.

¹ Seventy percent of each program's funding must be used to serve children having at least one of four risk factors, one of which is family income. The other risk factors are non-English speaking family members, teen parents or parents who have not completed high school, or low birth weight or other child health risk.

² Most programs operate part-day, 3.5 to 4 hours per day, 4 days per week.

³ Certification types include ECE Birth-grade 3, EC Special Education Birth-grade 3, Preschool Disabilities Birth-K, and ECE Unified Birth-grade 3.

⁴ Screenings and referrals are determined locally. Support services include two home visits, parent conferences, parent involvement activities, transition to kindergarten activities, and other locally determined services.

⁵ There is a required 100 percent match of state grant funds, although it is not required to come from a local source.