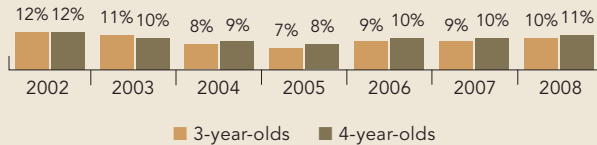
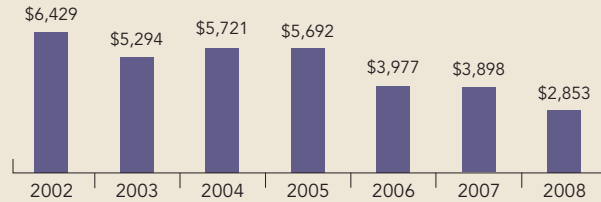


# Massachusetts

PERCENT OF STATE POPULATION ENROLLED



STATE SPENDING PER CHILD ENROLLED  
(2008 DOLLARS)



The Massachusetts Department of Early Education and Care (EEC) was established in July 2006 with a strategic focus on improving the access, quality, and affordability of preschool education in the state. At that time, Massachusetts launched a Universal Pre-kindergarten (UPK) initiative and also changed the name of its existing prekindergarten initiative from Community Partnerships for Children (CPC) to Preschool Direct, which was again renamed Preschool Scholarships in fiscal year 2008. Children are eligible to participate in Preschool Scholarships and UPK from age 2 years, 9 months until they reach the locally determined kindergarten eligibility age.

Established by the Massachusetts School Improvement Act of 1985, the CPC initiative was responsible for coordinating the planning and delivery of services offered by all early care and education programs within a funded community. By 1996, it focused on serving 3- and 4-year-old children with working parents. As Preschool Scholarships, the program continues to expand and coordinate preschool services based on community needs and resources. Funds are distributed to eligible local preschool providers, including private child care centers, public schools, Head Start agencies, and family child care homes that comply with the Early Childhood Program Standards and the Guidelines for Preschool Learning Experiences. Children from families with incomes up to 100 percent of SMI are eligible to enroll in Preschool Scholarships but priority is given to children from families at or below 50 percent of SMI. Most families do pay some tuition, based on the program's sliding scale. Children are exempt from these fees if they are in foster care, are homeless, or have other risk factors.

Massachusetts' Universal Pre-Kindergarten initiative began when the Commonwealth funded the program with \$4.7 million in fiscal year 2007. Grants are awarded to public school prekindergarten programs, family child care providers, Head Start agencies, and private child care centers across 95 cities and towns. While all children are eligible for UPK funding at participating programs, additional funding is provided for children from families with incomes at or below 85 percent of SMI. Programs receiving UPK funding are required to operate or provide access to full-day, full-year services, follow specific standards for child assessment, and use the Early Childhood Program Standards and the Guidelines for Preschool Learning Experiences. In fiscal year 2008, Massachusetts increased spending for UPK to \$7.1 million to serve additional children, and further increased funding in fiscal year 2009 to \$12.1 million, with an emphasis on targeting at-risk communities.

Massachusetts also supplements federal funding for Head Start as a separate initiative. The state provided \$9 million for teacher salary enhancement, program expansion, and to serve approximately 200 additional Head Start children in 2007-2008. This profile focuses on Preschool Scholarships and UPK, which are reported together because both programs have similar requirements and standards.

ACCESS RANKINGS	
4-YEAR-OLDS	3-YEAR-OLDS
27	5

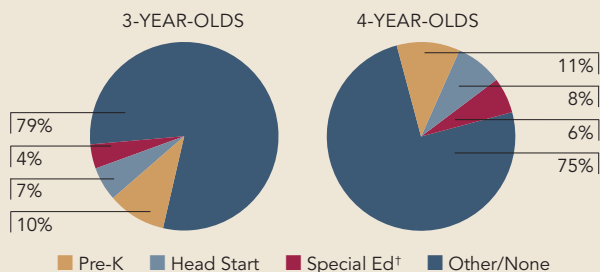
RESOURCES RANKINGS	
STATE SPENDING	ALL REPORTED SPENDING
30	25

# MASSACHUSETTS UNIVERSAL PRE-KINDERGARTEN AND PRESCHOOL SCHOLARSHIPS

## ACCESS

Total state program enrollment.....	19,257
School districts that offer state program.....	96% (towns)
Income requirement.....	100% SMI with priority at or below 50% SMI (Preschool Scholarships); None (UPK) <sup>1</sup>
Hours of operation.....	Determined locally <sup>2</sup>
Operating schedule.....	Determined locally <sup>2</sup>
Special education enrollment.....	9,572
Federally funded Head Start enrollment.....	11,144
State-funded Head Start enrollment.....	203 <sup>3</sup>

STATE PRE-K AND HEAD START ENROLLMENT AS PERCENTAGE OF TOTAL POPULATION



<sup>†</sup> This number represents children in special education who are not enrolled in Head Start, but includes children who are enrolled in state-funded pre-K.

## QUALITY STANDARDS CHECKLIST

POLICY	STATE PRE-K REQUIREMENT	BENCHMARK	DOES REQUIREMENT MEET BENCHMARK?	<div style="border: 1px solid black; padding: 5px; text-align: center;"> <b>TOTAL BENCHMARKS MET</b>   <span style="font-size: 2em; color: red;">5</span> </div>
Early learning standards	Comprehensive	Comprehensive	<input checked="" type="checkbox"/>	
Teacher degree	BA (public); None (nonpublic) <sup>4</sup>	BA	<input type="checkbox"/>	
Teacher specialized training	EC teacher of student with and without disabilities, Pre-K-2 (public); 3 credits (nonpublic) <sup>4</sup>	Specializing in pre-K	<input type="checkbox"/>	
Assistant teacher degree	HSD (public); None (nonpublic) <sup>5</sup>	CDA or equivalent	<input type="checkbox"/>	
Teacher in-service	20 clock hours	At least 15 hours/year	<input checked="" type="checkbox"/>	
Maximum class size	20	20 or lower	<input checked="" type="checkbox"/>	
3-year-olds	20			
4-year-olds	20			
Staff-child ratio	1:10 or better	1:10 or better	<input checked="" type="checkbox"/>	
3-year-olds	1:10			
4-year-olds	1:10			
Screening/referral and support services	Vision, hearing, health; and support services <sup>6</sup>	Vision, hearing, health; and at least 1 support service	<input checked="" type="checkbox"/>	
Meals	Depend on length of program day <sup>7</sup>	At least 1/day	<input type="checkbox"/>	
Monitoring	Other monitoring <sup>8</sup>	Site visits	<input type="checkbox"/>	

## RESOURCES

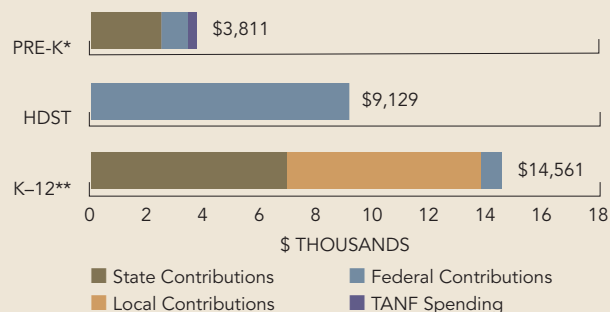
Total state pre-K spending.....	\$54,940,492 <sup>9</sup>
Local match required?.....	No
State Head Start spending.....	\$9,000,000
State spending per child enrolled.....	\$2,853
All reported spending per child enrolled*.....	\$3,811

\* Pre-K programs may receive additional funds from federal or local sources that are not included in this figure.

\*\*K-12 expenditures include capital spending as well as current operating expenditures.

Data are for the '07-'08 school year, unless otherwise noted.

SPENDING PER CHILD ENROLLED



<sup>1</sup> UPK quality grants provide universal funding for all children enrolled in addition to higher levels of funding for children in families with incomes at or below 85 percent SMI.

<sup>2</sup> Preschool Scholarships programs operate 2.5 to 10 hours per day, 2 to 5 days per week, 9 to 12 months per year, depending on families' needs and preferences. At least one-third of children served statewide must be served in full-day, full-year programs. UPK quality grantees are required to provide or facilitate access to full-day and full-year programs.

<sup>3</sup> This is the number of children reported as non-ACF-funded in the federal PIR.

<sup>4</sup> Entry level public school teachers must also have an early childhood certification. Nonpublic school teachers must be certified by the Department of Early Education and Care. Teachers must either be 21 years old or have a high school diploma, and must complete a 3-credit college course in child growth and development. All classrooms funded through the UPK quality program must be accredited by NAEYC, NEASC or NAFCC, which encompass their own educational requirements.

<sup>5</sup> Assistant teachers in nonpublic settings must complete a 3-credit child development course and be at least 18 years old. A CDA may be substituted for these requirements.

<sup>6</sup> Preschool Scholarships require programs to have a plan for referring families to dental, vision, and hearing screenings; public school preschool screening; mental health, educational, and medical services. Programs are not required to provide them directly. However, all LEAs are required to provide screenings under "child find" and evaluations upon referral for all 3-, 4-, and 5-year-olds. Required support services include two annual parent conferences or home visits, and additional support services are determined locally.

<sup>7</sup> Programs operating fewer than 4 hours per day must provide snacks, and programs operating between 4 and 9 hours must provide a regularly scheduled meal in addition to a snack. Programs operating more than 9 hours must provide two meals and two snacks.

<sup>8</sup> Some UPK classrooms received site visits during 2007-2008, but Preschool Scholarships classrooms did not receive site visits during 2007-2008. Other monitoring includes regular monitoring of fiscal and programmatic practices at the lead agency level. Both Preschool Scholarship funds and UPK Quality grants go through an extensive annual grant review application process.

<sup>9</sup> This figure includes \$6,886,933 in TANF funds.