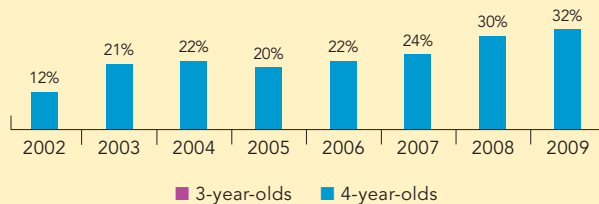
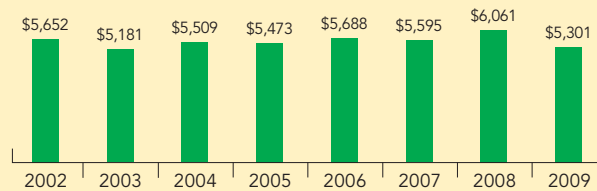


Louisiana

PERCENT OF STATE POPULATION ENROLLED



STATE SPENDING PER CHILD ENROLLED
(2009 DOLLARS)



There are currently three state-funded preschool initiatives in Louisiana. In 1988, Louisiana began providing preschool education services through the Model Early Childhood Program, but the state discontinued annual appropriations for this initiative in 1993. Some local school districts began offering preschool programs for at-risk 4-year-olds using the 8(g) Student Enhancement Block Grant Program. The use of the 8(g) Student Enhancement Block Grants to fund preschool education has since expanded, and during the 2008-2009 school year, nearly all districts offered the program. Children are eligible to participate if they are at risk of being “insufficiently ready for the regular school program,” with priority given to children from low-income families.

In 2001, the Cecil J. Picard LA4 Early Childhood Program (formerly LA4 and Starting Points) was established. Funded almost entirely by state dollars, this program is available in nearly all of Louisiana school districts as well as 12 charter schools. The program provides 6 hours of regular instruction per day, and up to 4 hours of before- and after-school care. Four-year-olds who qualify for free or reduced-price lunch are eligible to attend the program, although children from families with higher incomes are also eligible, using local funds or tuition.

Louisiana also began the Nonpublic Schools Early Childhood Development Program (NSECD) in 2001, with the aim of providing tuition reimbursement to families with incomes below 200 percent of the federal poverty level who send their 4-year-old children to state-approved privately-run preschools. In order to qualify, these programs must provide at least 6 hours of regular instruction per day, with up to 4 hours of before- and after-school care.

Legislation was passed in 2008 mandating voluntary preschool access for all 4-year-olds, regardless of income, by the 2013-2014 program year. During the 2008-2009 program year, the Department of Education began coordinating with the Department of Social Services to create a professional development plan permitting cross-agency training and technical assistance. Beginning after the 2009-2010 program year, schools districts will be required to allocate a minimum of 10 percent of new funding to provide programs in diverse delivery settings.

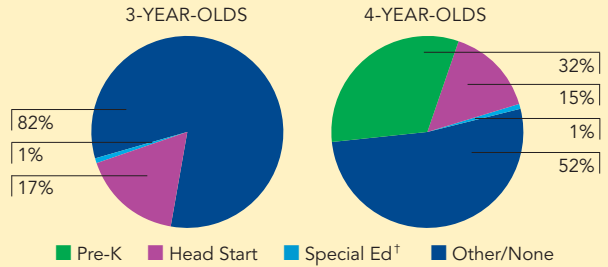
In addition to the three initiatives profiled in this report, Louisiana used approximately \$27,991,435 million in Title I funding to support preschool services for more than 7,495 students in the 2008-2009 program year. In addition, the Department of Education began drafting guidelines for an LA3 program, which would serve 3-year-olds.

In order to document the contributions Louisiana makes to prekindergarten through its three separate initiatives, we first present summary information reflecting the state’s overall commitment to preschool education. Enrollment and state spending for the 8(g) Student Enhancement Block Grant, Cecil J. Picard LA4 Early Childhood, and NSECD programs are taken into account. Next, we present specific details about each initiative. The third page of this profile focuses exclusively on the 8(g) program; the fourth page focuses exclusively on the Cecil J. Picard LA4 Early Childhood Program; and the final page focuses exclusively on the NSECD program.

STATE OVERVIEW

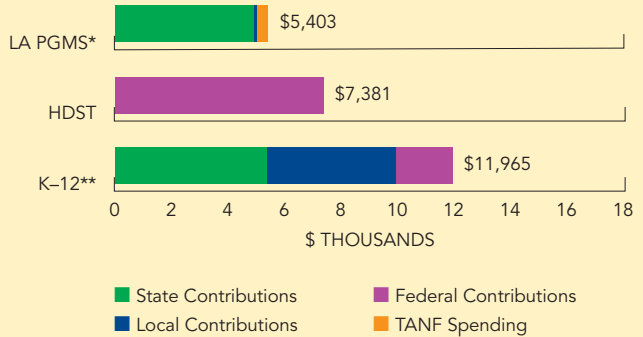
Total state program enrollment	19,720
Total state spending	\$104,539,103
State spending per child enrolled	\$5,301
All reported spending per child enrolled	\$5,403

STATE PRE-K AND HEAD START ENROLLMENT AS PERCENTAGE OF TOTAL POPULATION



† This is an estimate of children in special education who are not enrolled in state-funded pre-K or Head Start.

SPENDING PER CHILD ENROLLED



* Pre-K programs may receive additional funds from federal or local sources that are not included in this figure.

**K-12 expenditures include capital spending as well as current operating expenditures.

Data are for the '08-'09 school year, unless otherwise noted.

ACCESS RANKINGS	
4-YEAR-OLDS	3-YEAR-OLDS
12	None Served

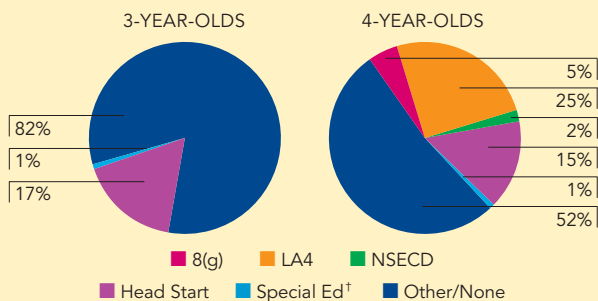
RESOURCES RANKINGS	
STATE SPENDING	ALL REPORTED SPENDING
12	17

LOUISIANA 8(g) STUDENT ENHANCEMENT BLOCK GRANT PROGRAM

ACCESS

Total state program enrollment	3,155
School districts that offer state program	97%
Income requirement	None ¹
Hours of operation	7 hours/day, 5 days/week ²
Operating schedule	Academic year
Special education enrollment	4,955
Federally funded Head Start enrollment	19,806
State-funded Head Start enrollment	0

STATE PRE-K AND HEAD START ENROLLMENT AS PERCENTAGE OF TOTAL POPULATION



[†] This is an estimate of children in special education who are not enrolled in state-funded pre-K or Head Start.

QUALITY STANDARDS CHECKLIST

POLICY	STATE PRE-K REQUIREMENT	BENCHMARK	DOES REQUIREMENT MEET BENCHMARK?
Early learning standards	Comprehensive	Comprehensive	<input checked="" type="checkbox"/>
Teacher degree	BA	BA	<input checked="" type="checkbox"/>
Teacher specialized training	Certification in Nursery, K, Pre-K-3, or Early Intervention	Specializing in pre-K	<input type="checkbox"/>
Assistant teacher degree	HSD ³	CDA or equivalent	<input type="checkbox"/>
Teacher in-service	150 clock hours/5 years	At least 15 hours/year	<input checked="" type="checkbox"/>
Maximum class size		20 or lower	<input checked="" type="checkbox"/>
3-year-olds	NA		
4-year-olds	20		
Staff-child ratio		1:10 or better	<input checked="" type="checkbox"/>
3-year-olds	NA		
4-year-olds	1:10		
Screening/referral	Developmental screening; ⁴ and support services ⁵	Vision, hearing, health; and at least 1 support service	<input type="checkbox"/>
Meals	Breakfast, lunch and snack	At least 1/day	<input checked="" type="checkbox"/>
Monitoring	Site visits and other monitoring	Site visits	<input checked="" type="checkbox"/>

TOTAL BENCHMARKS MET

7

RESOURCES

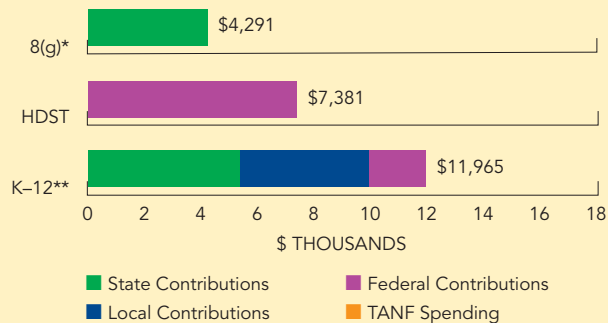
Total state pre-K spending	\$13,539,103
Local match required?	No
State spending per child enrolled	\$4,291
All reported spending per child enrolled*	\$4,291

* Pre-K programs may receive additional funds from federal or local sources that are not included in this figure.

**K-12 expenditures include capital spending as well as current operating expenditures.

Data are for the '08-'09 school year, unless otherwise noted.

SPENDING PER CHILD ENROLLED



¹ The state does not set specific income eligibility criteria but stipulates that priority be given to children from low-income families.

² Programs must offer at least 63,720 minutes of instructional time per year. Though most districts operate 5 days/week, two operated 4 days/week in 2008-2009.

³ Teacher assistants must also have extended experiences assuming responsibility and care of children younger than age 5, possess proficient oral and written communication skills, and meet other district requirements for employment.

⁴ Developmental screening is conducted to determine which children are potentially eligible and to plan an appropriate program. Vision, hearing, dental, and general physical health screenings are determined at the local level. The 8(g) program follows the referral process and policies established by the state Board of Elementary and Secondary Education.

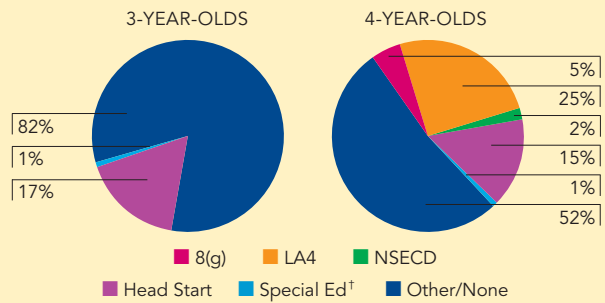
⁵ Support services include parenting support or training, parent involvement activities, health services for children, information about nutrition, referral to social services, and transition to kindergarten activities. The number of required annual parent conferences or home visits is determined locally.

CECIL J. PICARD LA4 EARLY CHILDHOOD PROGRAM

ACCESS

Total state program enrollment	15,205 ¹
School districts that offer state program	94%
Income requirement	185% FPL
Hours of operation	6 hours/day, 5 days/week ²
Operating schedule	Academic year
Special education enrollment	4,955
Federally funded Head Start enrollment	19,806
State-funded Head Start enrollment	0

STATE PRE-K AND HEAD START ENROLLMENT AS PERCENTAGE OF TOTAL POPULATION



[†] This is an estimate of children in special education who are not enrolled in state-funded pre-K or Head Start.

QUALITY STANDARDS CHECKLIST

POLICY	STATE PRE-K REQUIREMENT	BENCHMARK	DOES REQUIREMENT MEET BENCHMARK?
Early learning standards	Comprehensive	Comprehensive	<input checked="" type="checkbox"/>
Teacher degree	BA	BA	<input checked="" type="checkbox"/>
Teacher specialized training	Certification in Nursery, Pre-K-3, Early Intervention, or Noncategorical Preschool Handicapped ³	Specializing in pre-K	<input checked="" type="checkbox"/>
Assistant teacher degree	HSD	CDA or equivalent	<input type="checkbox"/>
Teacher in-service	18 clock hours	At least 15 hours/year	<input checked="" type="checkbox"/>
Maximum class size		20 or lower	<input checked="" type="checkbox"/>
3-year-olds	NA		
4-year-olds	20		
Staff-child ratio		1:10 or better	<input checked="" type="checkbox"/>
3-year-olds	NA		
4-year-olds	1:10		
Screening/referral and support services	Vision, hearing, health, developmental; and support services ⁴	Vision, hearing, health; and at least 1 support service	<input checked="" type="checkbox"/>
Meals	Lunch and snack	At least 1/day	<input checked="" type="checkbox"/>
Monitoring	Site visits and other monitoring	Site visits	<input checked="" type="checkbox"/>

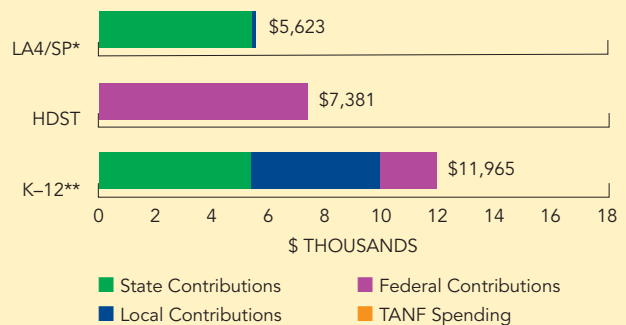
TOTAL BENCHMARKS MET

9

RESOURCES

Total state pre-K spending	\$83,500,000 ⁵
Local match required?	No
State spending per child enrolled	\$5,492
All reported spending per child enrolled*	\$5,623

SPENDING PER CHILD ENROLLED



* Pre-K programs may receive additional funds from federal or local sources that are not included in this figure.

**K-12 expenditures include capital spending as well as current operating expenditures.

Data are for the '08-'09 school year, unless otherwise noted.

¹ The state-funded enrollment total does not include 533 tuition-paying students from families with incomes above the income requirement, or 2,510 children funded through other sources who attend LA4 classes.

² Schools may also offer 4 hours of before- and after-school enrichment programs. A total of 1,866 children attended these enrichment programs in the 2008-2009 program year, including 159 tuition-paying students.

³ Teachers may also qualify with an Elementary certification while working toward an approved early childhood certification within a maximum of three years.

⁴ Dental and mental health screening and referral are determined locally. Support services include two parent conferences, education services or job training for parents, parenting support or training, parent involvement activities, health services for children, information about nutrition, referral to social services, transition to kindergarten activities, and GED and literacy training for parents.

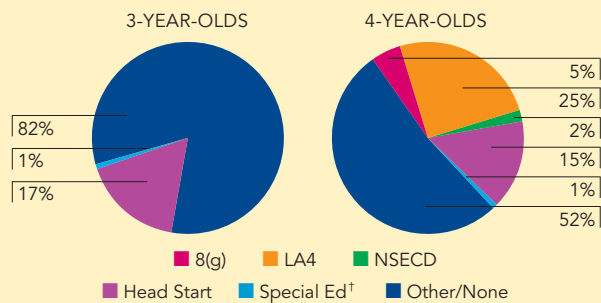
⁵ This spending allocation also includes funds for the before- and after-school enrichment program.

LOUISIANA NON-PUBLIC SCHOOLS EARLY CHILDHOOD DEVELOPMENT PROGRAM (NSECD)

ACCESS

Total state program enrollment	1,360
School districts that offer state program	100% (parishes)
Income requirement	200% FPL
Hours of operation	10 hours/day, 5 days/week
Operating schedule	Academic year
Special education enrollment	4,955
Federally funded Head Start enrollment	19,806
State-funded Head Start enrollment	0

STATE PRE-K AND HEAD START ENROLLMENT AS PERCENTAGE OF TOTAL POPULATION



[†] This is an estimate of children in special education who are not enrolled in state-funded pre-K or Head Start.

QUALITY STANDARDS CHECKLIST

POLICY	STATE PRE-K REQUIREMENT	BENCHMARK	DOES REQUIREMENT MEET BENCHMARK?
Early learning standards	Comprehensive	Comprehensive	<input checked="" type="checkbox"/>
Teacher degree	BA	BA	<input checked="" type="checkbox"/>
Teacher specialized training	Certification in Pre-K-3, Pre-K, Early Interventionist, N, or Noncategorical Preschool Handicapped ¹	Specializing in pre-K	<input checked="" type="checkbox"/>
Assistant teacher degree	CDA ²	CDA or equivalent	<input checked="" type="checkbox"/>
Teacher in-service	18 clock hours	At least 15 hours/year	<input checked="" type="checkbox"/>
Maximum class size	20 or lower		<input checked="" type="checkbox"/>
3-year-olds	NA		
4-year-olds	20		
Staff-child ratio	1:10 or better		<input checked="" type="checkbox"/>
3-year-olds	NA		
4-year-olds	1:10		
Screening/referral and support services	Vision, hearing, health; and support services ³	Vision, hearing, health; and at least 1 support service	<input checked="" type="checkbox"/>
Meals	Breakfast, lunch and snack	At least 1/day	<input checked="" type="checkbox"/>
Monitoring	Site visits and other monitoring	Site visits	<input checked="" type="checkbox"/>

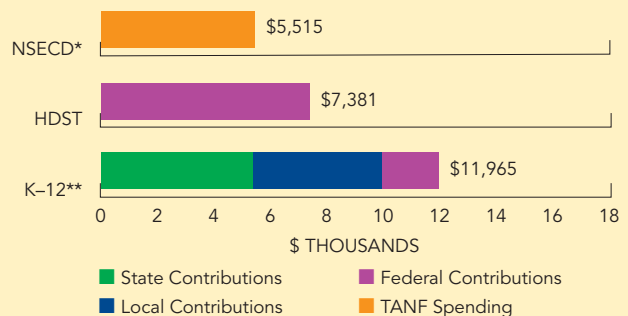
TOTAL BENCHMARKS MET

10

RESOURCES

Total state pre-K spending	\$7,500,000 ⁴
Local match required?	No
State spending per child enrolled	\$5,515 ⁵
All reported spending per child enrolled*	\$5,515

SPENDING PER CHILD ENROLLED



* Pre-K programs may receive additional funds from federal or local sources that are not included in this figure.

** K-12 expenditures include capital spending as well as current operating expenditures.

Data are for the '08-'09 school year, unless otherwise noted.

¹ Incumbent or new NSECD teachers must be certified in early childhood or working toward certification; those not already certified must have passed the Praxis I and taken all prerequisites to enroll in a Pre-K-3 or Early Interventionist alternate certification program and be enrolled by January 2009. They must continually be enrolled and complete certification within three years of their hire date in order to continue as an NSECD teacher. Teachers who begin with an Elementary Education certificate must become an Early Childhood certified teacher by either taking the Praxis II or completing 12 hours of coursework within three years of their hire date.

² Beginning with the 2007-2008 school year, only assistant teachers with at least a CDA are hired. Incumbent assistant teachers must be enrolled in a CDA program and maintain enrollment until completion of the program.

³ Support services include two parent conferences, parenting support or training, parent involvement activities, health services for children, information about nutrition, referral to social services, transition to kindergarten activities, and developmental and social/emotional support services. Other support services are determined locally, as are developmental and dental screening and referrals.

⁴ This funding total consists of federal TANF funds that the state has chosen to direct toward prekindergarten. There are no additional state funds.

⁵ This figure is based on the state's use of federal TANF funds.