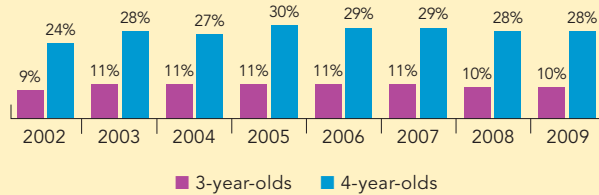
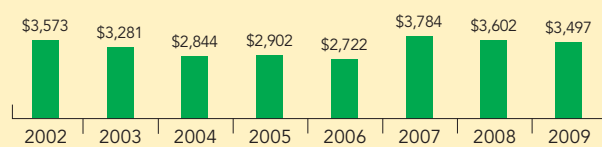


# Kentucky

PERCENT OF STATE POPULATION ENROLLED



STATE SPENDING PER CHILD ENROLLED  
(2009 DOLLARS)



In 1990, the Kentucky Preschool Program was launched in response to the Kentucky Education Reform Act. Four-year-olds from low-income families, as well as 3- and 4-year-olds with disabilities, are eligible to participate in the program. Beginning with the 2006-2007 program year, the income eligibility requirement was raised from 130 percent of the federal poverty level (FPL) to 150 percent of FPL, increasing the number of children eligible for the program. While children not meeting these eligibility requirements may also participate, they are not funded through state dollars but rather by district money or tuition. Local school districts receive funding for the Kentucky Preschool Program through a school funding formula. School districts can subcontract with Head Start, private child care centers, and special education providers to offer preschool services.

During the 2006-2007 program year, the Kentucky Department of Education began identifying Classrooms of Excellence, or high-quality state-funded preschool education classrooms. In order to qualify as a Classroom of Excellence, preschool teachers must complete a rigorous application process that includes regional or national accreditation, implementation of early childhood standards, early childhood certification, and an intensive self-study.

The Strong Start initiative was established in Kentucky during the 2008-2009 program year by the Prichard Committee, with funding from Pre-K Now. Strong Start's goal is to establish public/private partnerships to increase access to high-quality preschool education for 3- and 4-year-olds from families with incomes up to 200 percent of FPL.

The state passed the Kentucky Student Intervention, which includes preschool and is Kentucky's version of Response to Intervention. Kentucky Student Intervention requires programs to implement research-based interventions and instruction by qualified personnel. In addition, the governor established a Task Force on Early Childhood Development and Education in the 2008-2009 school year. The 27-member taskforce aims to promote greater collaboration among child care providers, raise quality in early learning settings, and define school readiness.

ACCESS RANKINGS	
4-YEAR-OLDS	3-YEAR-OLDS
15	4

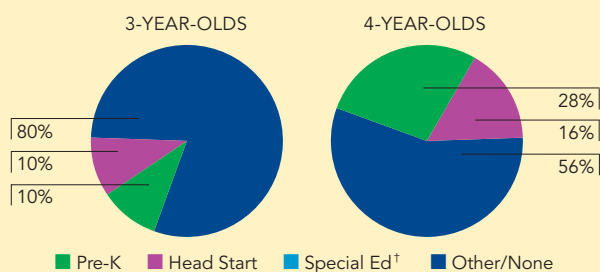
RESOURCES RANKINGS	
STATE SPENDING	ALL REPORTED SPENDING
24	20

## KENTUCKY PRESCHOOL PROGRAM

### ACCESS

Total state program enrollment .....	21,485 <sup>1</sup>
School districts that offer state program .....	100%
Income requirement .....	150% FPL
Hours of operation .....	2.5 hours/day, + meal time, 4 or 5 days/week
Operating schedule .....	Academic year
Special education enrollment .....	11,399 <sup>2</sup>
Federally funded Head Start enrollment .....	14,730
State-funded Head Start enrollment .....	0

### STATE PRE-K AND HEAD START ENROLLMENT AS PERCENTAGE OF TOTAL POPULATION



<sup>†</sup> All special education students are included in state pre-K enrollment.

### QUALITY STANDARDS CHECKLIST

POLICY	STATE PRE-K REQUIREMENT	BENCHMARK	DOES REQUIREMENT MEET BENCHMARK?
Early learning standards .....	Comprehensive	Comprehensive	<input checked="" type="checkbox"/>
Teacher degree .....	BA <sup>3</sup>	BA	<input checked="" type="checkbox"/>
Teacher specialized training.....	Interdisciplinary ECE - Birth to K	Specializing in pre-K	<input checked="" type="checkbox"/>
Assistant teacher degree .....	HSD <sup>4</sup>	CDA or equivalent	<input type="checkbox"/>
Teacher in-service .....	28 clock hours	At least 15 hours/year	<input checked="" type="checkbox"/>
Maximum class size .....		20 or lower	<input checked="" type="checkbox"/>
3-year-olds .....	20		
4-year-olds .....	20		
Staff-child ratio .....		1:10 or better	<input checked="" type="checkbox"/>
3-year-olds .....	1:10		
4-year-olds .....	1:10		
Screening/referral .....	Vision, hearing, health, and support services <sup>5</sup>	Vision, hearing, health; and at least 1 support service	<input checked="" type="checkbox"/>
Meals .....	Breakfast or lunch	At least 1/day	<input checked="" type="checkbox"/>
Monitoring .....	Other monitoring	Site visits	<input type="checkbox"/>

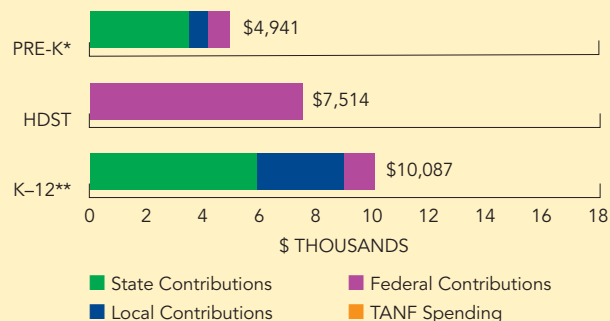
**TOTAL BENCHMARKS MET**

8

### RESOURCES

Total state pre-K spending .....	\$75,127,700
Local match required? .....	No
State spending per child enrolled .....	\$3,497
All reported spending per child enrolled* .....	\$4,941

### SPENDING PER CHILD ENROLLED



\* Pre-K programs may receive additional funds from federal or local sources that are not included in this figure.

\*\*K-12 expenditures include capital spending as well as current operating expenditures.

Data are for the '08-'09 school year, unless otherwise noted.

<sup>1</sup> This total includes a supplemental count of 1,351 3-year-olds who received special education services after reaching their third birthday later than December 1.

<sup>2</sup> Because the state pre-K program is interrelated with the state special education program, it is not possible to provide a unique special education enrollment count for Kentucky. The estimates for special education enrollment include some children also counted in the totals for state pre-K.

<sup>3</sup> Teachers hired as lead teachers before 2004-2005 can hold a CDA or AA in child development. These teachers are allowed to remain in their current positions but may not transfer to other districts.

<sup>4</sup> Beginning with the 2008-2009 school year, newly hired assistant teachers in nonpublic settings were required to have a HSD or GED.

<sup>5</sup> Support services include two annual parent conferences or home visits, education services or job training for parents, parenting support or training, parent involvement activities, health services for parents and children, information about nutrition, referral to social services, and transition to kindergarten activities.