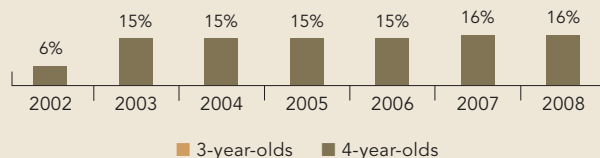
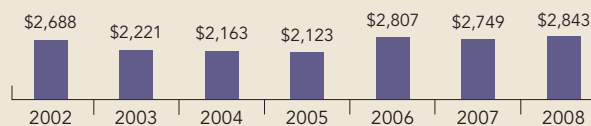


# Kansas

PERCENT OF STATE POPULATION ENROLLED



STATE SPENDING PER CHILD ENROLLED  
(2008 DOLLARS)



In 1998, Kansas established its At-Risk Four-Year-Old Children Preschool Program, which operates exclusively in public schools. Children are eligible for the program if they meet one of the following eight criteria: academic delay based upon validated assessment, developmental delay, English Language Learner status, migrant status, free lunch eligibility, having a parent lacking a high school diploma or GED, having a single parent, or referral from the Social and Rehabilitative Services agency. Local school districts receive a per-child allocation of state funds based upon the September 20 state enrollment count.

Kansas increased its requirements for the At-Risk Four-Year-Old Children Preschool Program for the 2007-2008 school year. For the first time, class size was limited to 20 children, with a staff to child ratio of 1:10 and teachers and assistant teachers were required to have at least 15 hours of in-service training. Kansas also implemented its Early Learning Standards during this school year. Staff from many state and local agencies and organizations serving children from birth to third grade and their families worked together to develop these early learning standards as well as core competencies for staff.

Kansas began a small pilot of a prekindergarten program during the 2006-2007 school year. This initiative expanded in 2007-2008 to serve 1,500 4-year-olds in 14 of 105 counties in the state.

Kansas' Parents as Teachers initiative is a separate program that serves children from birth to age 3 and their families. Agencies at the state and local levels collaborate to meet the needs of the children and families served in the program.

ACCESS RANKINGS	
4-YEAR-OLDS	3-YEAR-OLDS
21	None Served

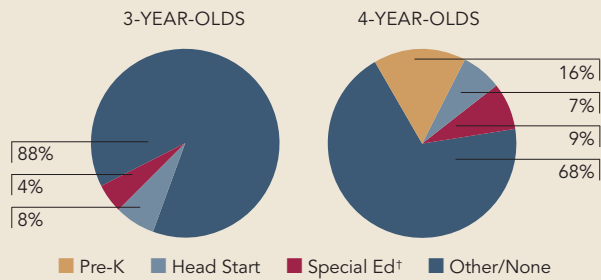
RESOURCES RANKINGS	
STATE SPENDING	ALL REPORTED SPENDING
31	34

# KANSAS AT-RISK FOUR-YEAR-OLD CHILDREN PRESCHOOL PROGRAM

## ACCESS

Total state program enrollment .....	6,281
School districts that offer state program .....	56%
Income requirement .....	130% FPL <sup>1</sup>
Hours of operation .....	At least 2.5 hours/day, 4 or 5 days/week
Operating schedule .....	Academic year
Special education enrollment .....	5,716
Federally funded Head Start enrollment .....	6,503
State-funded Head Start enrollment .....	0

STATE PRE-K AND HEAD START ENROLLMENT AS PERCENTAGE OF TOTAL POPULATION



<sup>†</sup> This number represents children in special education who are not enrolled in Head Start but may be enrolled in state-funded pre-K.

## QUALITY STANDARDS CHECKLIST

POLICY	STATE PRE-K REQUIREMENT	BENCHMARK	DOES REQUIREMENT MEET BENCHMARK?
Early learning standards .....	Comprehensive <sup>2</sup>	Comprehensive	<input checked="" type="checkbox"/>
Teacher degree .....	BA <sup>3</sup>	BA	<input checked="" type="checkbox"/>
Teacher specialized training .....	EE license, ECE license, ECE SpEd license, EC Unified (B-K, B-3rd grade) license, or EE license ECE endorsement <sup>3</sup>	Specializing in pre-K	<input type="checkbox"/>
Assistant teacher degree .....	CDA	CDA or equivalent	<input checked="" type="checkbox"/>
Teacher in-service .....	15 clock hours <sup>4</sup>	At least 15 hours/year	<input checked="" type="checkbox"/>
Maximum class size .....		20 or lower	<input checked="" type="checkbox"/>
3-year-olds .....	NA		
4-year-olds .....	20 <sup>5</sup>		
Staff-child ratio .....		1:10 or better	<input checked="" type="checkbox"/>
3-year-olds .....	NA		
4-year-olds .....	1:10 <sup>5</sup>		
Screening/referral and support services .....	Vision, hearing, health, dental, developmental; and support services <sup>6</sup>	Vision, hearing, health; and at least 1 support service	<input checked="" type="checkbox"/>
Meals .....	Snack	At least 1/day	<input type="checkbox"/>
Monitoring .....	Other monitoring	Site visits	<input type="checkbox"/>

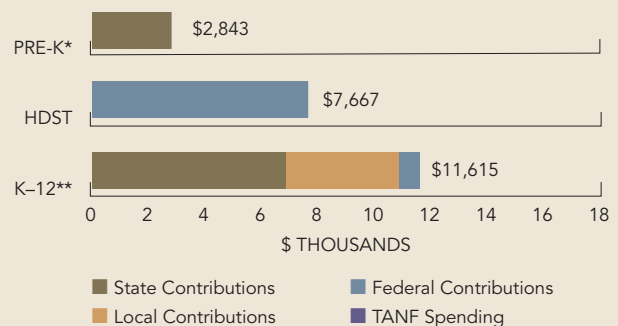
**TOTAL BENCHMARKS MET**

**7**

## RESOURCES

Total state pre-K spending .....	\$17,857,511
Local match required? .....	No
State spending per child enrolled .....	\$2,843
All reported spending per child enrolled* .....	\$2,843

SPENDING PER CHILD ENROLLED



\* Pre-K programs may receive additional funds from federal or local sources that are not included in this figure.

\*\*K-12 expenditures include capital spending as well as current operating expenditures.

Data are for the '07-'08 school year, unless otherwise noted.

<sup>1</sup> Eligibility for free lunch is one of eight risk factors used to determine eligibility for this program. Every child must have at least one risk factor.

<sup>2</sup> The state adopted comprehensive early learning standards. Training on the Kansas Early Learning Standards occurred during the 2007-2008 school year.

<sup>3</sup> Teachers must have a current license. An early childhood license is recommended.

<sup>4</sup> Beginning with the 2007-2008 school year, all teachers are required to have 15 clock hours of professional development each year.

<sup>5</sup> Beginning with the 2007-2008 school year, a class size of 20 children and a staff-child ratio of 1:10 is required.

<sup>6</sup> Support services include two annual parent conferences or home visits, parenting support or training, referral to social services, and transition to kindergarten activities.