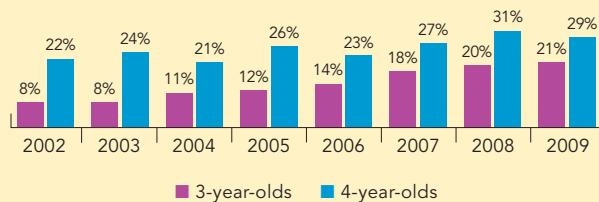
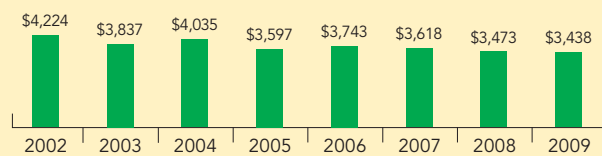


# Illinois

PERCENT OF STATE POPULATION ENROLLED



STATE SPENDING PER CHILD ENROLLED  
(2009 DOLLARS)



In response to calls for education reform at the state level, Illinois founded the Prekindergarten Program for At-Risk Children in 1985. Since 1998, funding for the program has been provided through the state's Early Childhood Block Grant (ECBG), which supports preschool education programs, provides parent training, and coordinates services for at-risk infants and toddlers. At least 11 percent of the block grant must be used to serve children age 3 and younger.

A new preschool initiative, Preschool for All, was established in 2006. Preschool for All aims to offer access to preschool education for every 3- and 4-year-old in the state and is available in all counties and all public school districts. In addition, private providers are encouraged to apply for grants to serve children through Preschool for All.

During the expansion phase of Preschool for All's implementation, programs serving at-risk children are the first priority for new funding. Individual programs determine the criteria for at-risk status based on needs identified by districts or agencies in their grant proposals. Typical risk factors include developmental delays, exposure to drug or alcohol abuse in the family, low parental education, poverty, and history of abuse, neglect, or family violence. Programs serving families earning up to four times the federal poverty level are given second priority for funding.

Preschool for All is expected to be fully funded by the year 2012, at which time programs will be allowed to use state dollars to serve children who are not at risk. When completely implemented, it is expected that a total of 190,000 children will be served annually by Preschool for All.

In the 2008-2009 program year, Illinois increased funding by more than \$17 million and increased enrollment by more than 3,000 children.

ACCESS RANKINGS	
4-YEAR-OLDS	3-YEAR-OLDS
13	1

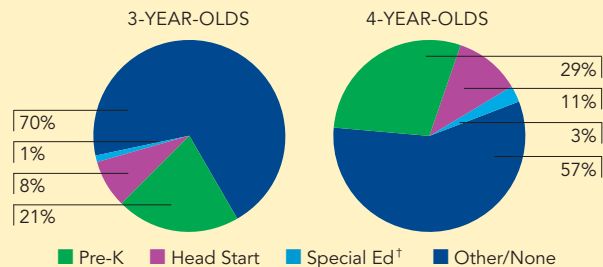
RESOURCES RANKINGS	
STATE SPENDING	ALL REPORTED SPENDING
26	30

## ILLINOIS PRESCHOOL FOR ALL

### ACCESS

Total state program enrollment .....	95,123
School districts that offer state program .....	100% (counties)
Income requirement .....	None <sup>1</sup>
Hours of operation .....	At least 2.5 hours/day, 5 days/week <sup>2</sup>
Operating schedule .....	Academic year
Special education enrollment .....	21,526
Federally funded Head Start enrollment .....	33,599
State-funded Head Start enrollment .....	0

### STATE PRE-K AND HEAD START ENROLLMENT AS PERCENTAGE OF TOTAL POPULATION



<sup>†</sup> This is an estimate of children in special education who are not enrolled in state-funded pre-K or Head Start.

### QUALITY STANDARDS CHECKLIST

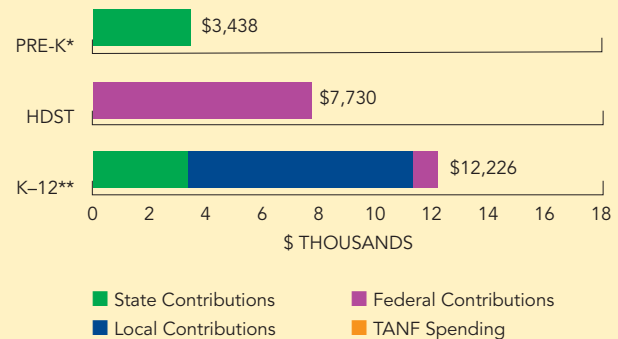
POLICY	STATE PRE-K REQUIREMENT	BENCHMARK	DOES REQUIREMENT MEET BENCHMARK?
Early learning standards .....	Comprehensive .....	Comprehensive	<input checked="" type="checkbox"/>
Teacher degree .....	BA .....	BA	<input checked="" type="checkbox"/>
Teacher specialized training .....	EC certificate, Birth–age 8 .....	Specializing in pre-K	<input checked="" type="checkbox"/>
Assistant teacher degree .....	AA .....	CDA or equivalent	<input checked="" type="checkbox"/>
Teacher in-service .....	120 clock hours/5 years .....	At least 15 hours/year	<input checked="" type="checkbox"/>
Maximum class size .....	20 or lower		<input checked="" type="checkbox"/>
3-year-olds .....	20		
4-year-olds .....	20		
Staff-child ratio .....	1:10 or better		<input checked="" type="checkbox"/>
3-year-olds .....	1:10		
4-year-olds .....	1:10		
Screening/referral .....	Vision, hearing, health, and support services development; and support services <sup>3</sup>	Vision, hearing, health; and at least 1 support service	<input checked="" type="checkbox"/>
Meals .....	Snack <sup>4</sup> .....	At least 1/day	<input type="checkbox"/>
Monitoring .....	Site visits and other monitoring .....	Site visits	<input checked="" type="checkbox"/>

**TOTAL BENCHMARKS MET**  
**9**

### RESOURCES

Total state pre-K spending .....	\$327,024,460
Local match required? .....	No
State spending per child enrolled .....	\$3,438
All reported spending per child enrolled* .....	\$3,438

### SPENDING PER CHILD ENROLLED



\* Pre-K programs may receive additional funds from federal or local sources that are not included in this figure.

\*\*K-12 expenditures include capital spending as well as current operating expenditures.

Data are for the '08-'09 school year, unless otherwise noted.

<sup>1</sup> Eligibility criteria are determined locally, but low-income status may be one of the risk factors considered.

<sup>2</sup> Full-day classes are permissible. Most programs operate 2.5 hour sessions, but 13 percent of programs operate 21 to 26 hours per week and are funded fully by the state pre-K grant. The remaining operate on a half-day schedule.

<sup>3</sup> Support services include education services or job training for parents, parenting support or training, parent involvement activities, referral to social services, and transition to kindergarten activities. The number of required annual parent conferences or home visits is locally determined.

<sup>4</sup> Full-day programs must provide lunch and snacks; half-day programs must provide snacks.