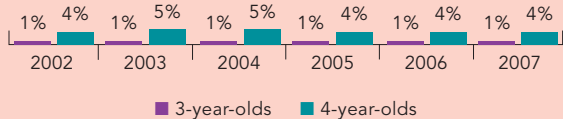
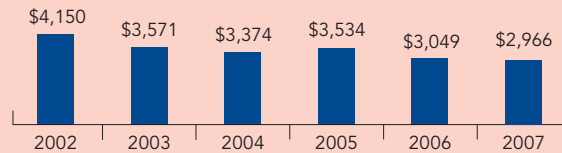


Iowa

PERCENT OF STATE POPULATION ENROLLED



STATE SPENDING PER CHILD ENROLLED
(2007 DOLLARS)



In 1989, Iowa began offering the comprehensive *Shared Visions* prekindergarten initiative. *Shared Visions* serves 3-, 4-, and 5-year-olds in full- or part-day programs. Funds are distributed through a competitive grant process to public schools as well as Head Start and private agencies. Agencies that receive state funding may then choose to subcontract with public schools, Head Start, private agencies, or faith-based centers to offer services. Family income is the primary risk factor used to determine eligibility, and at least 80 percent of children in each classroom must be eligible to receive free lunch. Up to 20 percent of children in a classroom may be enrolled based on secondary eligibility requirements, including risk factors such as low birth weight, developmental delay, homelessness, or having a parent who has a substance abuse problem or is incarcerated. The services in *Shared Visions* classrooms are tailored to meet local needs—for example, each grantee determines operating schedules and how sliding payment scales will be used for children from over-income families. Beginning with the 2006-2007 program year, grantees were encouraged to use the new Iowa Early Learning Standards in their classrooms.

Historically from 1995 until 2007, funding for the *Shared Visions* initiative was flat, leading to service cuts or shorter program days for some grantees. Grantees have also needed to increase their use of local funds beyond the required 20 percent local match. However, Iowa deepened its commitment to state-funded preschool for fiscal year 2008. State funding levels for *Shared Visions* increased for the first time in more than a decade. Also, the state started an additional initiative for 4-year-olds known as the Statewide Voluntary Preschool Program.

ACCESS RANKINGS	
4-YEAR-OLDS	3-YEAR-OLDS
33	17

RESOURCES RANKINGS	
STATE SPENDING	ALL REPORTED SPENDING
26*	3

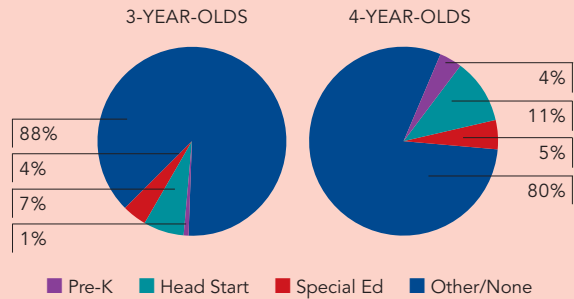
* In previous Yearbooks, only state spending was ranked.

IOWA SHARED VISIONS

ACCESS

Total state program enrollment.....	2,293
School districts that offer state program	10% ¹
Income requirement.....	80% of children must be below 130% FPL
Hours of operation	Determined locally ²
Operating schedule	Determined locally ²
Special education enrollment	3,436
Federally funded Head Start enrollment.....	6,485
State-funded Head Start enrollment	0

STATE PRE-K AND HEAD START ENROLLMENT AS PERCENTAGE OF TOTAL POPULATION



QUALITY STANDARDS CHECKLIST

POLICY	STATE PRE-K REQUIREMENT	BENCHMARK	DOES REQUIREMENT MEET BENCHMARK?
Early learning standards	Comprehensive ³	Comprehensive	<input checked="" type="checkbox"/>
Teacher degree	BA (public), HSD (nonpublic)	BA	<input type="checkbox"/>
Teacher specialized training	EC teaching endorsement (public), ⁴ None (nonpublic)	Specializing in pre-K	<input type="checkbox"/>
Assistant teacher degree	HSD (public and nonpublic)	CDA or equivalent	<input type="checkbox"/>
Teacher in-service	6 credit hours/5 years (public); None (nonpublic) ⁵	At least 15 hours/year	<input type="checkbox"/>
Maximum class size		20 or lower	<input checked="" type="checkbox"/>
3-year-olds	20		
4-year-olds	20		
Staff-child ratio		1:10 or better	<input checked="" type="checkbox"/>
3-year-olds	1:8		
4-year-olds	1:8		
Screening/referral and support services	Vision, hearing, health, developmental, dental; and support services ⁶	Vision, hearing, health; and at least 1 support service	<input checked="" type="checkbox"/>
Meals	Lunch and snack ⁷	At least 1/day	<input checked="" type="checkbox"/>
Monitoring	Other monitoring ⁸	Site visits	<input type="checkbox"/>

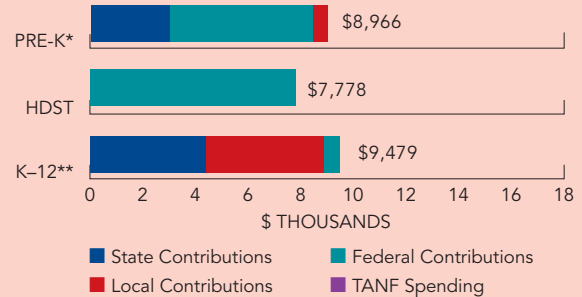
TOTAL BENCHMARKS MET

5

RESOURCES

Total state pre-K spending.....	\$6,800,000
Local match required?	Yes, 20% of total grant amount ⁹
State spending per child enrolled.....	\$2,966
All reported spending per child enrolled*	\$8,966

SPENDING PER CHILD ENROLLED



* Pre-K programs may receive additional funds from federal or local sources that are not included in this figure.

**K-12 expenditures include capital spending as well as current operating expenditures.

Data are for the '06-'07 school year, unless otherwise noted.

¹ In addition, 36 Shared Visions programs are offered by Head Start grantees, and 14 are offered in child care centers.
² Programs operate an average of 4 hours per day, 4.5 days per week, and generally operate during the academic year.
³ The Iowa Early Learning Standards were finalized in November 2005, and were in use at the beginning of the 2006-2007 school year.
⁴ Required endorsements cover children from birth to age 5 or from birth to age 8.
⁵ Teachers employed in school district programs must renew their license every 5 years, including 6 credit hours of training. There is no specific requirement for the amount of in-service training for the remaining grantees, although most do provide at least 15 clock hours per year.
⁶ Although Shared Visions does not have specific requirements for screening and referral, applicants are required to address the types of screening and

referral that will be provided. All Shared Visions programs provide screening and referral for vision, hearing, and health. The number of required parent conferences is not specified in state regulations. Additional support services include parenting support or training, parent involvement activities, health services for children, information about nutrition, and referral to social services.
⁷ Applicants for Shared Visions funding are required through their grant applications to address meals and meet the requirements of NAEYC accreditation. The specific meals offered depend on the hours of operation, but are required by NAEYC criteria.
⁸ Monitoring information is collected through periodic program evaluation by an outside agency.
⁹ While the local match requirement is 20 percent, local contributions have exceeded the required amount in recent years.