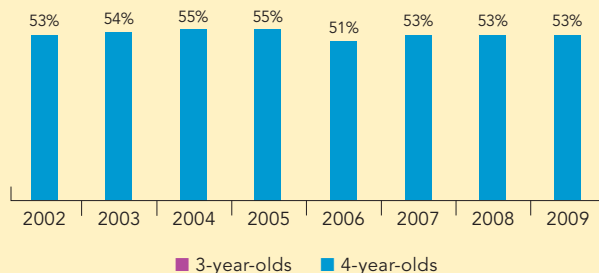
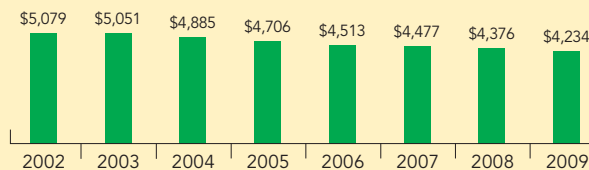


Georgia

PERCENT OF STATE POPULATION ENROLLED



STATE SPENDING PER CHILD ENROLLED
(2009 DOLLARS)



In 1995, Georgia's Pre-K Program became the first in the nation to provide a universally available preschool education program for 4-year-old children. Although established in 1993, the program was not universally available until two years later. Georgia's Pre-K Program is offered through a variety of settings including Head Start agencies, private child care centers, public schools, faith-based organizations, military facilities, and state colleges and universities. Funding is provided by proceeds from the state lottery. Individual programs receive funds based on teacher credentials, the number of students enrolled, and the metropolitan or non-metropolitan program zone.

Regardless of setting, all of Georgia's Pre-K classrooms must follow the Bright from the Start Pre-K Operating Guidelines and use Georgia's Pre-K Content Standards to guide instruction. These pre-K standards are aligned with the Georgia Early Learning Standards for birth through age 3 and the Georgia Performance Standards for kindergarten. On-site program monitoring assures adherence to the quality standards.

The Georgia Pre-K Child Assessment Program, based on the Work Sampling System, was implemented during the 2006-2007 school year. Preschool teachers received training on using this assessment to individualize instruction and to document children's progress. In addition, teachers inform parents of their child's progress through two progress reports per year that are linked to this assessment program. In the 2008-2009 program year, an online version of the Child Assessment Program was piloted, with the goal of facilitating better connections between pre-K and the K-16 system.

Effective in the 2008-2009 program year, assistant teachers are required to have a minimum of a CDA. The state will begin piloting Georgia's Pre-K Program model to incorporate instruction in English, Mandarin, and Spanish during the 2009-2010 program year.

ACCESS RANKINGS	
4-YEAR-OLDS	3-YEAR-OLDS
3	None Served

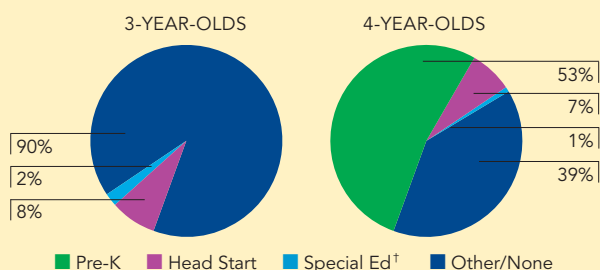
RESOURCES RANKINGS	
STATE SPENDING	ALL REPORTED SPENDING
17	23

GEORGIA PRE-K PROGRAM

ACCESS

Total state program enrollment	78,310
School districts that offer state program	100% (counties)
Income requirement	None
Hours of operation	6.5 hours/day, 5 days/week
Operating schedule	Academic year
Special education enrollment	8,324
Federally funded Head Start enrollment	21,937
State-funded Head Start enrollment	0

STATE PRE-K AND HEAD START ENROLLMENT AS PERCENTAGE OF TOTAL POPULATION



[†] This is an estimate of children in special education who are not enrolled in state-funded pre-K or Head Start.

QUALITY STANDARDS CHECKLIST

POLICY	STATE PRE-K REQUIREMENT	BENCHMARK	DOES REQUIREMENT MEET BENCHMARK?
Early learning standards	Comprehensive	Comprehensive	<input checked="" type="checkbox"/>
Teacher degree	AA or Montessori diploma ¹	BA	<input type="checkbox"/>
Teacher specialized training	Degree and certification in ECE or meet Montessori requirements ¹	Specializing in pre-K	<input checked="" type="checkbox"/>
Assistant teacher degree	CDA ²	CDA or equivalent	<input checked="" type="checkbox"/>
Teacher in-service	15 clock hours	At least 15 hours/year	<input checked="" type="checkbox"/>
Maximum class size		20 or lower	<input checked="" type="checkbox"/>
3-year-olds	NA		
4-year-olds	20		
Staff-child ratio		1:10 or better	<input checked="" type="checkbox"/>
3-year-olds	NA		
4-year-olds	1:10		
Screening/referral and support services	Vision, hearing, dental; and support services ³	Vision, hearing, health; and at least 1 support service	<input type="checkbox"/>
Meals	Lunch	At least 1/day	<input checked="" type="checkbox"/>
Monitoring	Site visits and other monitoring	Site visits	<input checked="" type="checkbox"/>

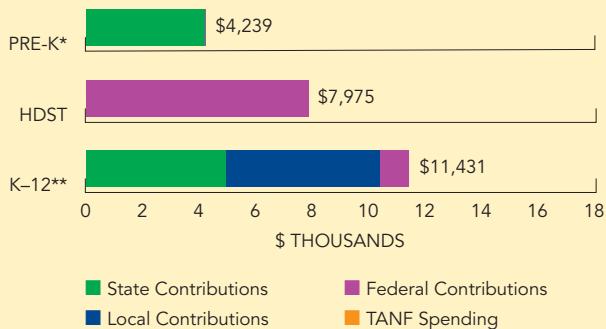
TOTAL BENCHMARKS MET

8

RESOURCES

Total state pre-K spending	\$331,542,255
Local match required?	No
State spending per child enrolled	\$4,234
All reported spending per child enrolled*	\$4,239

SPENDING PER CHILD ENROLLED



* Pre-K programs may receive additional funds from federal or local sources that are not included in this figure.

**K-12 expenditures include capital spending as well as current operating expenditures.

Data are for the '08-'09 school year, unless otherwise noted.

¹ Although it is not a policy requirement, 82 percent of all lead teachers in Georgia's Pre-K classrooms have a minimum of a BA and 63 percent of teachers with a BA or higher are EE certified.

² As of the 2008-2009 program year, the minimum requirement for assistant teachers is a CDA.

³ Georgia's Pre-K Program only requires vision, hearing, and dental screenings and referrals. Head Start/Pre-K blended programs require these screenings in addition to health and developmental screenings. Based on further clarification, this policy does not meet NIEER's requirement. Support services include two annual parent conferences or home visits, parent involvement activities, transition to kindergarten activities, and other locally determined support services.