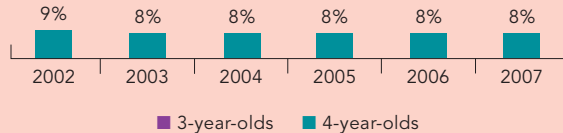
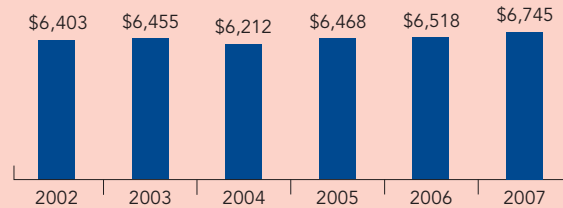


# Delaware

PERCENT OF STATE POPULATION ENROLLED



STATE SPENDING PER CHILD ENROLLED  
(2007 DOLLARS)



**D**elaware began the Early Childhood Assistance Program (ECAP), modeled after Head Start, in 1994. The goal of ECAP is to increase access to comprehensive early childhood services for Head Start-eligible 4-year-olds in the state. ECAP programs are required to follow federal Head Start Performance Standards. In addition to Head Start agencies, ECAP funds go to public schools and other private agencies. ECAP only serves 4-year-olds but other eligibility requirements are the same as the federal Head Start program. All ECAP participants must have risk factors or disabilities identified through local community assessments and 90 percent of enrolled children must come from families with an income below 100 percent of the federal poverty level.

Delaware is currently piloting a quality rating system for its early care and education programs. The state is also focusing on a pre-K professional development system that will be aligned with the state's K-12 professional development system. In 2003, Delaware began using the Delaware Early Learning Foundations, a mandatory curriculum framework for state-funded pre-K. It is aligned with K-12 performance indicators and standards and is currently being revised.

ACCESS RANKINGS	
4-YEAR-OLDS	3-YEAR-OLDS
27	None Served

RESOURCES RANKINGS	
STATE SPENDING	ALL REPORTED SPENDING
5*	10

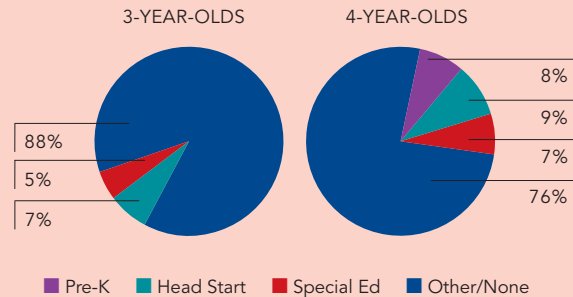
\* In previous Yearbooks, only state spending was ranked.

# DELAWARE EARLY CHILDHOOD ASSISTANCE PROGRAM (ECAP)

## ACCESS

Total state program enrollment .....843  
 School districts that offer state program ....100% (counties)  
 Income requirement.....90% of children must be below 100% FPL  
 Hours of operation .....At least 3.5 hours/day, 5 days/week <sup>1</sup>  
 Operating schedule.....Determined locally <sup>1</sup>  
 Special education enrollment .....1,305  
 Federally funded Head Start enrollment.....1,844  
 State-funded Head Start enrollment .....843 <sup>2</sup>

STATE PRE-K AND HEAD START ENROLLMENT AS PERCENTAGE OF TOTAL POPULATION



## QUALITY STANDARDS CHECKLIST

POLICY	STATE PRE-K REQUIREMENT	BENCHMARK	DOES REQUIREMENT MEET BENCHMARK?
Early learning standards	Comprehensive	Comprehensive	<input checked="" type="checkbox"/>
Teacher degree	CDA <sup>3</sup>	BA	<input type="checkbox"/>
Teacher specialized training	Meets CDA requirements <sup>3</sup>	Specializing in pre-K	<input checked="" type="checkbox"/>
Assistant teacher degree	HSD	CDA or equivalent	<input type="checkbox"/>
Teacher in-service	15 clock hours <sup>4</sup>	At least 15 hours/year	<input checked="" type="checkbox"/>
Maximum class size		20 or lower	<input checked="" type="checkbox"/>
3-year-olds	NA		
4-year-olds	20		
Staff-child ratio		1:10 or better	<input checked="" type="checkbox"/>
3-year-olds	NA		
4-year-olds	1:10		
Screening/ referral and support services	Vision, hearing, health, developmental, dental, and behavioral; and support services <sup>5</sup>	Vision, hearing, health; and at least 1 support service	<input checked="" type="checkbox"/>
Meals	At least 1 meal and snack	At least 1/day	<input checked="" type="checkbox"/>
Monitoring	Site visits and other monitoring	Site visits	<input checked="" type="checkbox"/>

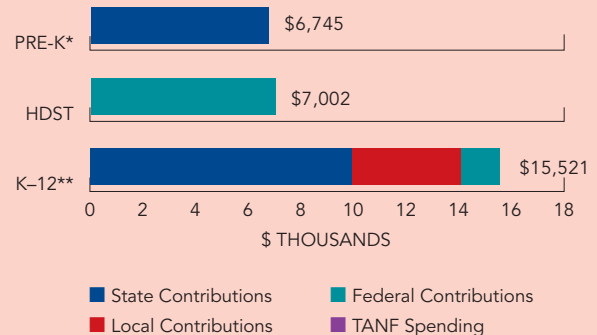
**TOTAL BENCHMARKS MET**

8

## RESOURCES

Total state pre-K spending .....\$5,685,800  
 Local match required?.....No  
 State Head Start spending.....\$5,685,800 <sup>6</sup>  
 State spending per child enrolled.....\$6,745  
 All reported spending per child enrolled\* .....\$6,745

SPENDING PER CHILD ENROLLED



\* Pre-K programs may receive additional funds from federal or local sources that are not included in this figure.

\*\*K-12 expenditures include capital spending as well as current operating expenditures.

Data are for the '06-'07 school year, unless otherwise noted.

<sup>1</sup> Half-day programs are funded to operate a minimum of 3.5 hours per day, and operate 4 hours per day on average. Most programs align with public school operating schedules.

<sup>2</sup> This number represents ECAP enrollment. All state-funded Head Start enrollment is through ECAP.

<sup>3</sup> Some school districts require a BA to be consistent with K-12 requirements. For these teachers (in public schools), Birth to Grade 2 certification, Birth to Grade 2 Special Education certification, or passing the Praxis II for special education can be used instead of a CDA.

<sup>4</sup> This represents the requirement to meet state child care licensing standards. There is no specific ECAP requirement.

<sup>5</sup> Support services include 4 annual parent conferences or home visits, education services or job training for parents, parenting support or training, parent involvement activities, health services for parents and children, information about nutrition, referral to social services, transition to kindergarten activities, and medical and dental services.

<sup>6</sup> ECAP is a state-funded Head Start model. All state pre-K spending is therefore directed toward Head Start programs.