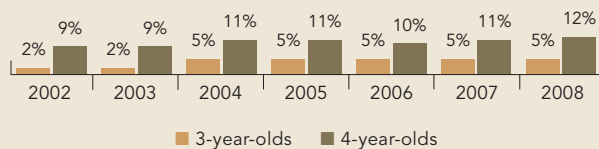
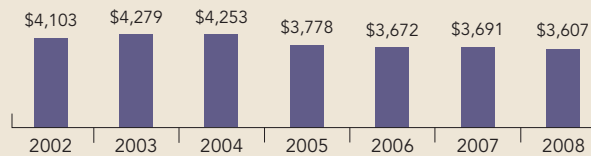


California

PERCENT OF STATE POPULATION ENROLLED



STATE SPENDING PER CHILD ENROLLED
(2008 DOLLARS)



In 1965, California began offering the California State Preschool Program, becoming one of the first states in the nation to make state-funded prekindergarten available. Three- to 5-year-old children are eligible to participate in the program if they are from families with an income below 75 percent of the state median income or if they have experienced or are at risk for abuse, neglect or exploitation. The California State Preschool Program provides funding to school districts, child care providers, and Head Start agencies through a competitive application process. The program usually funds part-day programs but also provides a full-day program and works with other federal and state-funded child care assistance programs to fund extended hours.

In 2007-2008, California published the California Preschool Learning Foundations. These early learning standards focus on social-emotional development, language and literacy, English language development, and mathematics, but have not yet been adopted. The second volume of the standards focus on visual and performing arts, physical development and health, and are currently being developed and expected to be finalized in 2009. The California State Preschool Program uses the Desired Results for Children and Families system to record children’s development and to plan curriculum and other developmentally appropriate activities. This system is being aligned with the Learning Foundations and once complete, the Learning Foundations will be implemented by using the Desired Results Development Profile – Revised (DRDP-R).

The Prekindergarten and Family Literacy Program (PKFLP), a new initiative in the 2007-2008 school year, was modeled after the State Preschool Program and provides preschool services along with a literacy component to more than 5,000 4-year-olds in 40 out of 58 counties in California. PKFLP provides either a half- or full-day program for children from families at or below 75 percent of the state median income or for children receiving protective services or who are at risk for abuse, neglect or family violence.

This report focuses on the State Preschool Program and PKFLP as one initiative, combining enrollment and spending figures for the two programs. Additionally, California runs other programs that provide developmental services and child care that are not distinct state-funded prekindergarten programs. General Child Care Programs fund full-time slots for 3- and 4-year-olds, which follow the same requirements and curriculum as the State Preschool Program, but are targeted to working parents who need full-day care for their children. The First 5 initiative funds programs promoting early childhood development, which are used to provide services from prenatal care to age 5, including child health care, parent education, family support, and early care and education. California also provides \$200 million for a School Readiness Initiative for a four-year program.

Additionally, in 2008 the California State Preschool Program Act was signed into law, which will create the largest state-funded preschool education program in the U.S. It is anticipated that the state’s five main preschool programs providing center-based child development services to 3- and 4-year-old children will be consolidated into a newly formed California State Preschool Program.

ACCESS RANKINGS	
4-YEAR-OLDS	3-YEAR-OLDS
26	9

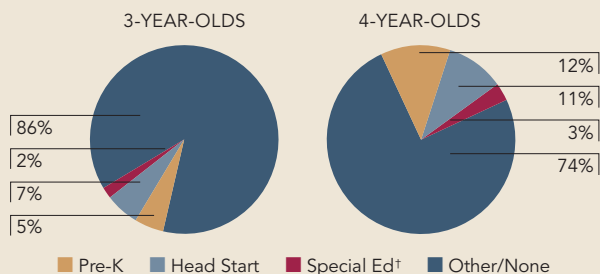
RESOURCES RANKINGS	
STATE SPENDING	ALL REPORTED SPENDING
20	26

CALIFORNIA STATE PRESCHOOL PROGRAM & PREKINDERGARTEN AND FAMILY LITERACY PROGRAM

ACCESS

Total state program enrollment	92,458 ¹
School districts that offer state program	98% (counties) ²
Income requirement	90% (State Preschool Program) or 80% (PKFLP) of children must be at or below 75% SMI ³
Hours of operation	3 hours/day (part-day), or 6.5 hours/day (full-day); 5 days/week
Operating schedule	Determined locally ⁴
Special education enrollment	40,266
Federally funded Head Start enrollment	91,471
State-funded Head Start enrollment	0

STATE PRE-K AND HEAD START ENROLLMENT AS PERCENTAGE OF TOTAL POPULATION



† This number represents children in special education who are not enrolled in state-funded pre-K or Head Start.

QUALITY STANDARDS CHECKLIST

POLICY	STATE PRE-K REQUIREMENT	BENCHMARK	DOES REQUIREMENT MEET BENCHMARK?	<div style="border: 1px solid black; padding: 5px; text-align: center;"> TOTAL BENCHMARKS MET 4 </div>
Early learning standards	None ⁵	Comprehensive	<input type="checkbox"/>	
Teacher degree	CDA ⁶	BA	<input type="checkbox"/>	
Teacher specialized training	Meets CDA requirements ⁶	Specializing in pre-K	<input checked="" type="checkbox"/>	
Assistant teacher degree	CD Asst. Teacher Permit ⁷	CDA or equivalent	<input type="checkbox"/>	
Teacher in-service	105 clock hours/5 years	At least 15 hours/year	<input checked="" type="checkbox"/>	
Maximum class size		20 or lower	<input type="checkbox"/>	
3-year-olds	No limit ⁸			
4-year-olds	No limit			
Staff-child ratio		1:10 or better	<input checked="" type="checkbox"/>	
3-year-olds	1:8 ⁸			
4-year-olds	1:8			
Screening/referral	Health, developmental; and support services ⁹	Vision, hearing, health; and at least 1 support service	<input type="checkbox"/>	
Meals	Depend on length of program day ¹⁰	At least 1/day	<input type="checkbox"/>	
Monitoring	Site visits and other monitoring	Site visits	<input checked="" type="checkbox"/>	

RESOURCES

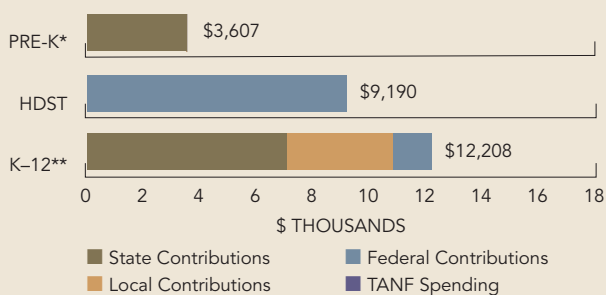
Total state pre-K spending	\$333,507,727 ¹¹
Local match required?	No
State spending per child enrolled	\$3,607 ¹²
All reported spending per child enrolled*	\$3,607 ¹²

* Pre-K programs may receive additional funds from federal or local sources that are not included in this figure.

**K-12 expenditures include capital spending as well as current operating expenditures.

Data are for the '07-'08 school year, unless otherwise noted.

SPENDING PER CHILD ENROLLED



¹ The enrollment figure is a duplicated count as children can be enrolled in both the State Preschool Program and the Prekindergarten Family Literacy Program. Total enrollment is a sum of reported enrollments of both programs, with 87,433 served in the State Preschool Program and 5,025 served in PKFLP.

² The State Preschool Program is offered in 98 percent of counties, while the PKFLP is offered in 69 percent of counties, specifically counties with low performing schools.

³ The income cutoff applies to all children except those who receive protective services or who are at risk for abuse, neglect, or exploitation. For the PKFLP, the income cutoff is 80 percent of children at or below 75 percent SMI.

⁴ Part-day programs typically operate for a school or academic year (175-180 days). However, some programs operate fewer than 175 days and some programs operate a full calendar year (246 days) and exceptions to the days per year can be granted.

⁵ The Preschool Learning Foundations that include early learning standards were published in the 2007-2008 school year and will be implemented in 2011-2012 school year once they are aligned with the Desired Results Developmental Profile-Revised (DRDP-R).

⁶ The Child Development Associate Teacher permit is the minimum requirement for an individual who may function as a lead teacher in the classroom. The permit requires 12 units in ECE or child development and 50 days of work experience in an instructional capacity. It may be renewed one time for a five-year period. A CDA credential issued in California meets temporary alternative qualifications for the Associate Teacher permit. The full Child Development Teacher permit requires a minimum of 40 semester units of education including a minimum of 24 units in ECE or child development, and 175 days of work experience.

⁷ The Child Development Assistant Teacher Permit requires 6 credits in ECE or child development.

⁸ Three-year-olds are served only in the State Preschool Program.

⁹ Decisions regarding vision and hearing screenings are made at the local level. A physical exam including vision, hearing and general health is required for program entry, but not mandated by the state. Health and social services referral and follow-up to meet family needs are required. Other support services include two annual parent conferences or home visits, parent education or job training, parent involvement activities, child health services, referral for social services, and transition to kindergarten activities. PKFLP also offers parent support or training and other support services.

¹⁰ Licensing laws and regulations require that all part-day (3.5 hour) programs provide at least a snack. Lunch and two snacks are required but breakfast is optional for all full-day (6.5 hour) programs. Contractors must meet the nutritional requirements specified by the federal Child Care Food Program or the National School Lunch Program, and programs must provide breakfast or lunch if specified in the original application for services.

¹¹ This total is a sum of spending from the State Preschool Program (\$308,043,436) and PKFLP (\$25,464,291).

¹² Per-child spending was calculated using the sum of total enrollments from both programs. However, because enrollment is a duplicated count, per-child spending may be higher than the numbers reported here. These figures reflect state spending for preschool programs only, and do not reflect spending for General Child Care programs.