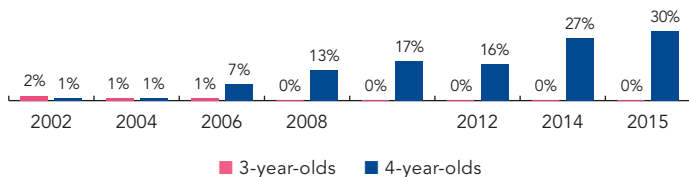
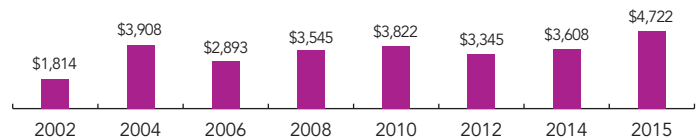


New Mexico

PERCENT OF STATE POPULATION ENROLLED*



STATE SPENDING PER CHILD ENROLLED* (2015 DOLLARS)



State-funded New Mexico PreK (NM PreK) began in the 2005-2006 school year with the enactment of the PreK Act of 2005. NM PreK is jointly administered by the New Mexico Public Education Department (PED) and the Children, Youth and Families Department (CYFD). PED is responsible for funding and monitoring the NM PreK programs provided through school districts, and CYFD for the programs operating in community-based organizations and other eligible providers. In 2014-2015, 67.4% of school districts offered NM PreK, the third consecutive year of additional school districts offering pre-K.

In prior years, NM PreK was solely funded through state funds; however, in 2014-2015, \$6.1 million in TANF funds were added to the state dollars, increasing the total operating budget to \$39.6 million, from \$27.2 million the previous year. A competitive process awards program funds, though preference is given to programs in communities with public elementary schools designated as Title I. Two-thirds of enrolled children at each program site must live in the attendance zone of a Title I elementary school, though eligibility is not determined by a specific family income requirement. All NM PreK programs will be required to participate in the state's new QRIS, FOCUS, as part of the Race to the Top grant awarded to the state in 2012. Phased-in implementation began in spring 2015.

Hours and days per week vary by program, with the minimum number of hours being 450 per year. In 2014-2015, the legislature provided limited funding for an extended-day PreK pilot to double the instructional hours to 900 per school year. Some private or nonprofit facilities use partial-day child care subsidy for wraparound care to assist parents who qualify, or offer reduced rates for private pay. PreK programs in public schools can extend the day using operational funds or Title I funds.

Following a significant decrease in enrollment during the 2010-2011 school year, participation and funding for NM PreK has steadily increased. In 2014-2015, 8,397 children participated in NM PreK, an increase of 9.4% from the previous year. When children enter NM PreK they are assigned a unique identifier that stays with the child throughout K-12. New Mexico has a statewide longitudinal data system (SLDS).

The New Mexico Early Learning Guidelines (NMELGs) were updated in the summer of 2014 and are currently being validated by WestEd. The NMELGs encompass all five essential domains of school readiness, are developmentally appropriate, and contain rubrics that link the ELGs to child development and skill acquisition. Once complete, they will form the basis of New Mexico's forthcoming statewide Kindergarten Entry Assessment.

In the absence of state legislation or policy regarding provisions for ELL families in PreK programs, the NM PreK Program Standards provide guidance on effective practices and program requirements to all programs receiving state PreK funding. Funding is used to support monolingual Spanish and dual-language classrooms, with information submitted in the program's application to state agencies. FOCUS Tiered Quality Rating and Improvement System includes expectations for supporting children's culture and home language.

ACCESS RANKINGS	
4-YEAR-OLDS	3-YEAR-OLDS
18	None Served

RESOURCES RANKINGS	
STATE SPENDING	ALL REPORTED SPENDING
19	25

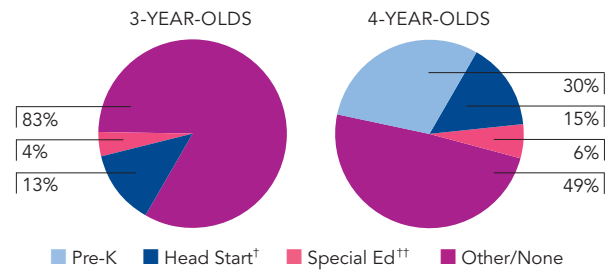
POLICIES TO SUPPORT	
DUAL LANGUAGE LEARNERS	WORKFORCE
✓	✓

NEW MEXICO PREK

ACCESS

Total state program enrollment	8,397
School districts that offer state program.....	67% (school districts)
Income requirement	No income requirement
Hours of operation	2.5 hours/day
Operating schedule	Determined locally
Special education enrollment, ages 3 and 4	3,705
Federally funded Head Start enrollment, ages 3 and 4	7,759
State-funded Head Start enrollment, ages 3 and 4	0

STATE PRE-K AND HEAD START ENROLLMENT AS PERCENTAGE OF TOTAL POPULATION



† Some Head Start children may also be counted in state pre-K.
 †† Estimates children in special education not also enrolled in state pre-K or Head Start.

QUALITY STANDARDS CHECKLIST

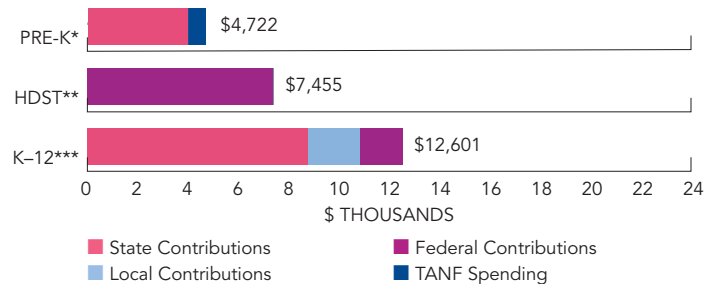
POLICY	STATE PRE-K REQUIREMENT	BENCHMARK	DOES REQUIREMENT MEET BENCHMARK?	<div style="border: 1px solid black; padding: 5px; text-align: center;"> TOTAL BENCHMARKS MET 8 </div>
Early learning standards	Comprehensive	Comprehensive	<input checked="" type="checkbox"/>	
Teacher degree	BA (public); HSD or equivalent (nonpublic)	BA	<input type="checkbox"/>	
Teacher specialized training.....	Early Childhood License	Specializing in pre-K	<input checked="" type="checkbox"/>	
Assistant teacher degree.....	Other ¹	CDA or equivalent	<input type="checkbox"/>	
Teacher in-service	45 clock hours/year	At least 15 hours/year	<input checked="" type="checkbox"/>	
Maximum class size.....	20 or lower		<input checked="" type="checkbox"/>	
3-year-olds	NA			
4-year-olds.....	20			
Staff-child ratio	1:10 or better		<input checked="" type="checkbox"/>	
3-year-olds	NA			
4-year-olds	1:10			
Screening/referral	Vision; hearing; height/weight/BMI; and support services	Vision, hearing, health; and at least 1 support service	<input checked="" type="checkbox"/>	
psychosocial/behavioral; dental; developmental; full physical exam; and support services				
Meals	At least one meal/day	At least 1/day	<input checked="" type="checkbox"/>	
Monitoring	Site visits and other monitoring	Site visits	<input checked="" type="checkbox"/>	

RESOURCES

Total state pre-K spending	\$39,654,300
Local match required?	No
State spending per child enrolled	\$4,722
All reported spending per child enrolled*.....	\$4,722

* Pre-K programs may receive additional funds from federal or local sources that are not included in this figure.
 ** Head Start per-child spending for the 2014-2015 year includes funding only for 3- and 4-year-olds served. Past years' figures have unintentionally included funds for Early Head Start.
 *** K-12 expenditures include capital spending as well as current operating expenditures. Data are for the '14-'15 school year, unless otherwise noted.

SPENDING PER CHILD ENROLLED



¹ Assistant teachers in both public and nonpublic settings are required to have an AA in Early Childhood Education, but may be hired without an AA with an approved professional development plan to complete at least 6 college credits annually towards the requirement.