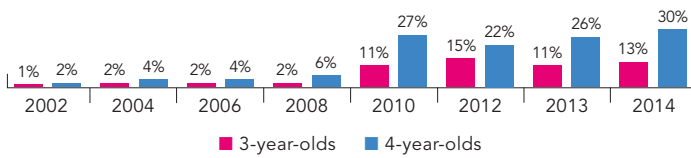
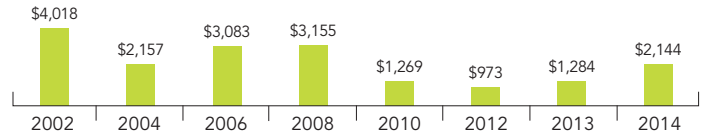


Nebraska

PERCENT OF STATE POPULATION ENROLLED*



STATE SPENDING PER CHILD ENROLLED* (2014 DOLLARS)



The Nebraska Early Childhood Education Grant Program provides preschool for children ages 3 to 5; it started as a pilot program in 1992 and was expanded in 2001. At least 70 percent of awarded grant funding to participating programs must be used to provide services to children with one of the following risk factors: disability or developmental delay, living in a home in which English is not the primary language, eligibility for free or reduced-price lunch (185 percent FPL), having teen parents or parents who have not completed high school, and having been born prematurely or with a low birth weight. The program seeks to serve children of diverse social and economic characteristics.

Direct financial support is available for public schools and education service units that partner with child care centers, as well as Head Start agencies and/or human services agencies. Grantees are obligated to match 100 percent of the funding using local and/or federal sources. The program monitors child, program, and family outcomes annually.

Legislation was approved in 2005 which required 4-year-olds to be incorporated into the school district state-aid formula. Before students are included in the state aid formula however, school districts must first be approved for three consecutive years. Since the legislation passed, there has been a significant increase in the number of children served in state-funded pre-K. Federal and local sources used by programs receiving grant funding are expected to match funds. The state does not track federal and/or local spending for programs that do not receive an early childhood grant.

ACCESS RANKINGS	
4-YEAR-OLDS	3-YEAR-OLDS
16	6

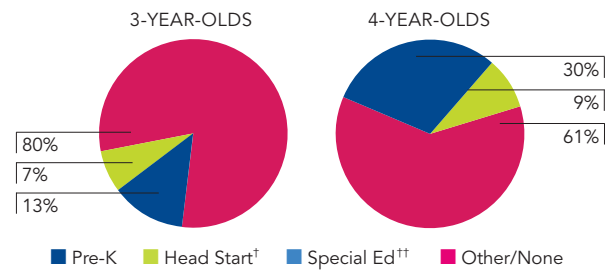
RESOURCES RANKINGS	
STATE SPENDING	ALL REPORTED SPENDING
37	36

NEBRASKA EARLY CHILDHOOD EDUCATION PROGRAMS - AGES 3 TO 5

ACCESS

Total state program enrollment	11,852
School districts that offer state program	78%
Income requirement	185% FPL ¹
Hours of operation	Determined locally ²
Operating schedule	Academic year
Special education enrollment, ages 3 and 4	3,128
Federally funded Head Start enrollment, ages 3 and 4	4,127
State-funded Head Start enrollment, ages 3 and 4	0

STATE PRE-K AND HEAD START ENROLLMENT AS PERCENTAGE OF TOTAL POPULATION



[†] Some Head Start children may also be counted in state pre-K.
^{††} Estimates children in special education not also enrolled in state pre-K or Head Start.

QUALITY STANDARDS CHECKLIST

POLICY	STATE PRE-K REQUIREMENT	BENCHMARK	DOES REQUIREMENT MEET BENCHMARK?
Early learning standards	Comprehensive	Comprehensive	<input checked="" type="checkbox"/>
Teacher degree	BA	BA	<input checked="" type="checkbox"/>
Teacher specialized training.....	EC, EC Unified, Preschool Disabilities, EC SpEd	Specializing in pre-K	<input checked="" type="checkbox"/>
Assistant teacher degree	CDA or 12 semester hours of credit in CD or ECE, or equivalent	CDA or equivalent	<input checked="" type="checkbox"/>
Teacher in-service	12 clock hours/year	At least 15 hours/year	<input type="checkbox"/>
Maximum class size.....		20 or lower	<input checked="" type="checkbox"/>
3-year-olds.....	20		
4-year-olds.....	20		
Staff-child ratio		1:10 or better	<input checked="" type="checkbox"/>
3-year-olds	1:10		
4-year-olds	1:10		
Screening/referral	Determined locally; and support services ³	Vision, hearing, health; and at least 1 support service	<input type="checkbox"/>
Meals.....	Snack	At least 1/day	<input type="checkbox"/>
Monitoring	Other monitoring	Site visits	<input type="checkbox"/>

TOTAL BENCHMARKS MET

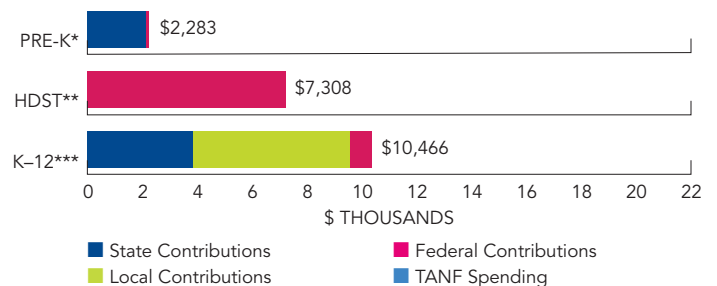
6

RESOURCES

Total state pre-K spending	\$25,416,498
Local match required?	Yes ⁴
State spending per child enrolled	\$2,144
All reported spending per child enrolled*.....	\$2,283

* Pre-K programs may receive additional funds from federal or local sources that are not included in this figure.
^{**} Head Start per-child spending for the 2013-2014 year includes funding only for 3- and 4-year-olds served. Past years figured have unintentionally included funds for Early Head Start.
^{***} K-12 expenditures include capital spending as well as current operating expenditures. Data are for the '13-'14 school year, unless otherwise noted.

SPENDING PER CHILD ENROLLED



¹ Seventy percent of each program's funding must be used to serve children having at least one of the risk factors, only one of which is family income. The other risk factors are child disability or developmental delay, non-English speaking family members, teen parent, parents who have not completed high school, or low birth weight or premature birth.
² Most programs operate part-day, 3.5 to 4 hours per day, 4 or 5 days per week.

³ Support services include home visits, parent conferences, parent involvement activities, transition to kindergarten activities, and other locally determined services.
⁴ There is a requirement of 100 percent match of grant funds, although it is not required to come from a local source. The state does not track matching funds from local and federal sources for programs that receive state aid so these funds are not reflected in all reported spending.