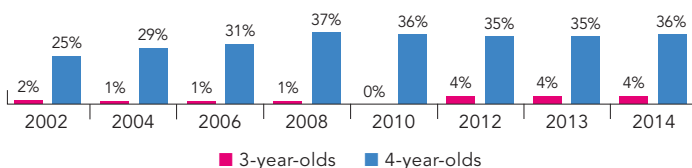


Maryland

PERCENT OF STATE POPULATION ENROLLED*



STATE SPENDING PER CHILD ENROLLED* (2014 DOLLARS)



In 1980, Maryland created the Extended Elementary Education Program (EEEE), a pilot preschool program in Baltimore City and Prince George’s County. This was Maryland’s first preschool program for at-risk 4-year-olds. The program eventually expanded throughout the state and by 2002, served 25 percent of the state’s 4-year-olds. In 2002, a finance reform legislation passed, requiring all local boards of education to increase prekindergarten enrollment in public schools to all economically underprivileged 4-year-olds by the 2007-2008 school year. Until 2011-2012, state funding to school districts increased significantly each year. In the 2011-2012 school year, state funds were reduced by approximately 9 percent, yet subsequent years have seen an increase in funding. Revised prekindergarten regulations were implemented to help districts meet the kindergarten readiness needs of low-income, special education, and English Language Learner (ELL) students who comprise the greatest percentage of the nearly 30,000 students registered in public prekindergarten during the 2013-2014 school year.

The 2002 school finance reform law also restructured the way prekindergarten funding was determined. Prior to the law’s enactment, school districts received dedicated state funds, which EEE used to supplement general education funds in local school systems. In 2007-2008, the Bridge to Excellence in Public Schools Act was implemented, allotting pre-K programs funding with state aid and local education dollars. Costs for Maryland’s prekindergarten are included in the cost estimates of K-12 education state aid, which requires local school districts to offer access to pre-K for “4-year-olds from disadvantaged families.”

In 2007 the Maryland Task Force on Universal Preschool Education recommended expanding preschool access to include all 4-year-olds and a number of 3-year-olds by 2014, regardless of family earnings. The state is working towards putting some of the report’s recommendations in place, starting with permitting enrollment for 3-year-old children who are at risk of school failure, are economically disadvantaged, or are homeless or in foster care. Maryland received support to expand access to high-quality prekindergarten programs in April 2014, with the passage of Senate Bill 332, allocating \$4.3 million to expand access to eligible families with household incomes up to 300% of the federal poverty guideline (FPG).

Maryland has 25 early learning centers of distinction, in addition to public prekindergarten. These centers are known as Judy Centers, and are located in Title 1 school districts. The Judy Centers work collaboratively with selected elementary schools to offer comprehensive year-round services for children from birth to age 6. Judy Center Partnerships during the 2013-2014 school year provided enhanced, continuous learning opportunities to 13,013 young children and their families, including 3,112 children under three years of age.

Head Start programs also receive supplemental funds from Maryland, in order to expand enrollment and support extended-day and summer services. The state provided \$1.8 million statewide in order to support extended-day/week services for 10,905 Head Start attendees (9,613 HS and 1,292 EHS), during the 2013-2014 school year. In addition to the annual supplemental Head Start funding, Maryland State Officials approved \$4.1 million dollars in order to “backfill” funding for sustaining Head Start classrooms that were eliminated as a result of the federal dollars lost under automatic cuts known as “sequestration.”

Maryland was one of nine states financed in the initial round of the federal Race to the Top-Early Learning Challenge in 2012. In 2013, the state received additional federal funding to coordinate a consortium to develop and implement a statewide kindergarten entrance assessment and is piloting a new instrument in 2014-2015. In 2014, Maryland was awarded a competitive federal Preschool Development Grant for \$15 million.

ACCESS RANKINGS	
4-YEAR-OLDS	3-YEAR-OLDS
13	16

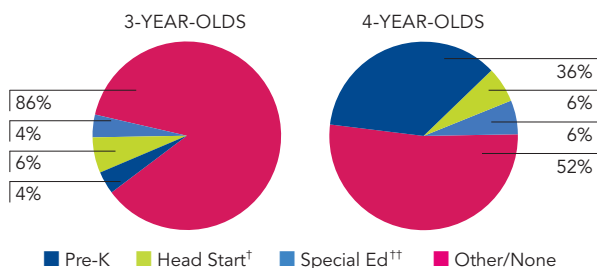
RESOURCES RANKINGS	
STATE SPENDING	ALL REPORTED SPENDING
17	24

MARYLAND PREKINDERGARTEN PROGRAM

ACCESS

Total state program enrollment	29,531 ¹
School districts that offer state program	100%
Income requirement	185% FPL
Hours of operation	2.5 or 6.5 hours/day, 5 days/week
Operating schedule	Academic year
Special education enrollment, ages 3 and 4	7,814
Federally funded Head Start enrollment, ages 3 and 4	8,807
State-funded Head Start enrollment, ages 3 and 4	0 ²

STATE PRE-K AND HEAD START ENROLLMENT AS PERCENTAGE OF TOTAL POPULATION



† Some Head Start children may also be counted in state pre-K.
 †† Estimates children in special education not also enrolled in state pre-K or Head Start.

QUALITY STANDARDS CHECKLIST

POLICY	STATE PRE-K REQUIREMENT	BENCHMARK	DOES REQUIREMENT MEET BENCHMARK?
Early learning standards	Comprehensive	Comprehensive	<input checked="" type="checkbox"/>
Teacher degree	BA	BA	<input checked="" type="checkbox"/>
Teacher specialized training	EC with or without SpEd, Pre-K-K (public); AA in ECE or CDA (nonpublic)	Specializing in pre-K	<input checked="" type="checkbox"/>
Assistant teacher degree	HSD or equivalent ³	CDA or equivalent	<input type="checkbox"/>
Teacher in-service	6 credit hours/5 years	At least 15 hours/year	<input checked="" type="checkbox"/>
Maximum class size		20 or lower	<input type="checkbox"/>
3-year-olds	20 ⁴		
4-year-olds	20 ⁴		
Staff-child ratio		1:10 or better	<input checked="" type="checkbox"/>
3-year-olds	1:10 ⁴		
4-year-olds	1:10 ⁴		
Screening/referral and support services	Vision; hearing; health, dental; and support services ⁵	Vision, hearing, health; and at least 1 support service	<input checked="" type="checkbox"/>
Meals	Depends on length of program day ⁶	At least 1/day	<input checked="" type="checkbox"/>
Monitoring	Site visits and other monitoring	Site visits	<input checked="" type="checkbox"/>

TOTAL BENCHMARKS MET

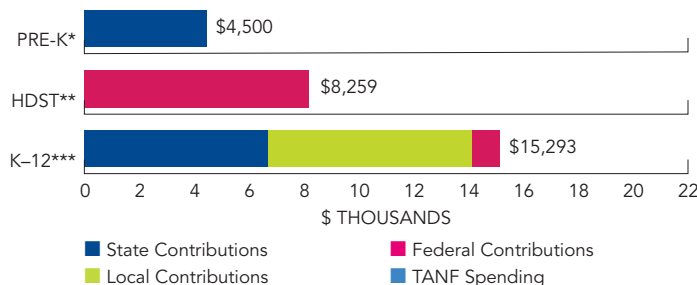
8

RESOURCES

Total state pre-K spending	\$132,889,099
Local match required?	No ⁷
State Head Start spending	\$1,800,000 ²
State spending per child enrolled	\$4,500
All reported spending per child enrolled*	\$4,500

* Pre-K programs may receive additional funds from federal or local sources that are not included in this figure.
 ** Head Start per-child spending for the 2013-2014 year includes funding only for 3- and 4-year-olds served. Past years figured have unintentionally included funds for Early Head Start.
 *** K-12 expenditures include capital spending as well as current operating expenditures. Data are for the '13-'14 school year, unless otherwise noted.

SPENDING PER CHILD ENROLLED



¹ Additional children under age 3 enrolled in Judy Centers, and 5-year-olds eligible for kindergarten, are not reflected in total enrollment figures. Judy Center Partnerships enrollment for 2012-2013 was 11,992, including pre-K.
² The state provided extended-day/year services to 2,786 children ages 3 to 5 enrolled in Head Start.
³ Paraprofessionals in Title I schools must also have completed two years of college, hold an AA degree, or have a qualifying score of 455 on the ParaPro assessment.
⁴ State policy stipulates an average of 20 students per classroom. Exceptions may occur where individual classrooms exceed this ratio, provided an overall program average of 20 is maintained. By policy, 3-year-olds are not eligible for state pre-k, but state child care regulations require a maximum class size of 20 and a staff to child ratio of 1:10 for 3- and 4-year-olds.

⁵ Developmental and dental screenings are locally determined. Vision and health screening and referral are the responsibility of the school health services program, in conjunction with the Health Department under Title I, which applies to all children enrolled. Support services include parenting support or training, parent involvement activities (as specified by NCLB), health services for children, transition to kindergarten activities, and parent conferences or home visits.
⁶ Children in full-day programs are offered breakfast and lunch. In half-day programs, children are offered either breakfast or lunch.
⁷ The mandate to provide services also requires local spending as necessary to serve all eligible children.