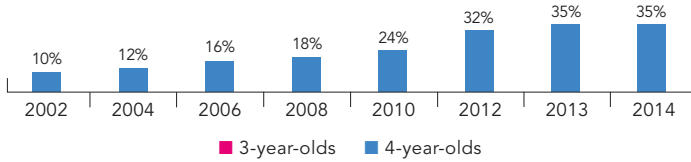
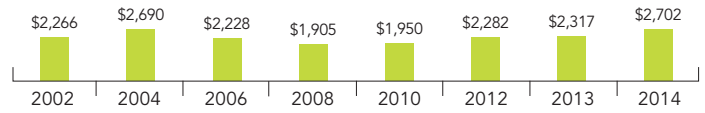


Maine

PERCENT OF STATE POPULATION ENROLLED*



STATE SPENDING PER CHILD ENROLLED* (2014 DOLLARS)



In an effort to support public preschool education, Maine established its Two-Year Kindergarten initiative in 1983 by allocating resources to local districts through the school funding formula. State-funded programs for 4-year-olds have been separately defined as the Public Preschool Program (PPP) since 2007, and remain funded through Maine’s school funding formula, with distributions going directly to school districts.

School administrative units (SAUs) were not required to offer a public preschool program in 2013-2014. Schools choosing to provide one were required to obtain prior approval from the Maine Department of Education. Program approval must show evidence of a joint planning process that involves local providers. SAUs must provide a minimum of 10 hours per week of instructional programming to receive a full per-pupil financial allocation. The state also supplements the regular pupil allotment for pre-K through second grade through an additional “weighted” subsidy. Legislation enacted in 2014 will encourage voluntary preschool throughout the state effective 2018-2019.

During the 2013-2014 school, 65 percent of Maine’s schools that provided kindergarten programs also chose to offer public preschool education programs. Additional state, federal, and local funds were blended by SAUs during the 2013-2014 school year, resulting in increased state-wide enrollment for PPP of three percent. SAU participation has increased annually since 2009, when PPP was available in 24 percent of districts.

Although many SAUs have partnered with community-based child care programs or Head Start agencies to offer early childhood services, the majority of Maine’s preschool programs are located in public schools. In an effort to minimize transitions experienced by children and families, many programs initially offered in community locations have shifted into public school settings as space becomes available. Regardless of setting, all lead teachers are required to hold a BA degree and an Early Childhood endorsed teaching certificate from the Department of Education. The Public Pre-K Collaboration Coach model is used to support partnerships among public schools, Head Start agencies, and child care programs with implementing a diverse delivery system.

In addition to funding the Public Preschool Program, Maine has historically supplemented the federal Head Start program with state grants. These supplemental funds were used in a variety of ways to help support programs beyond what federal funding allows; including extending amount of time children received services, enhancing services provided by the federal program, and providing additional supplemental services. In 2013-2014, Maine invested \$2.5 million in expanding access to Early Head Start, though this only served children ages six weeks to 36 months.

A review of Maine’s screening and referral services revealed that the provision of services is locally determined rather than required as state policy. The redetermination of locally determined services does not meet NIEER’s quality standard benchmark of minimum services, resulting in Maine meeting five of 10 benchmarks, down from six in 2012-2013. Screening and referral services and remaining NIEER quality standards will be required in 2015-2016 per revised program requirements.

In 2014, Maine was awarded a competitive federal Preschool Development Grant for \$3.5 million.

ACCESS RANKINGS	
4-YEAR-OLDS	3-YEAR-OLDS
14	None Served

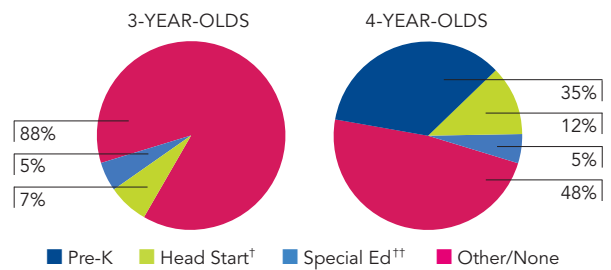
RESOURCES RANKINGS	
STATE SPENDING	ALL REPORTED SPENDING
33	15

MAINE PUBLIC PRESCHOOL PROGRAM

ACCESS

Total state program enrollment	4,932
School districts that offer state program	64%
Income requirement	No income requirement
Hours of operation	Determined locally, 10 hours/week ¹
Operating schedule	Academic year
Special education enrollment, ages 3 and 4	2,129
Federally funded Head Start enrollment, ages 3 and 4	2,457 ²
State-funded Head Start enrollment, ages 3 and 4	131

STATE PRE-K AND HEAD START ENROLLMENT AS PERCENTAGE OF TOTAL POPULATION



[†] Some Head Start children may also be counted in state pre-K.
^{††} Estimates children in special education not also enrolled in state pre-K or Head Start.

QUALITY STANDARDS CHECKLIST

POLICY	STATE PRE-K REQUIREMENT	BENCHMARK	DOES REQUIREMENT MEET BENCHMARK?
Early learning standards	Comprehensive	Comprehensive	<input checked="" type="checkbox"/>
Teacher degree	BA	BA	<input checked="" type="checkbox"/>
Teacher specialized training.....	EC Teacher, with or without SpEd	Specializing in pre-K	<input checked="" type="checkbox"/>
Assistant teacher degree	Educational Technician II (60 credits)	CDA or equivalent	<input checked="" type="checkbox"/>
Teacher in-service	6 credit hours/5 years	At least 15 hours/year	<input checked="" type="checkbox"/>
Maximum class size.....		20 or lower	<input type="checkbox"/>
3-year-olds	NA		
4-year-olds	No limit ³		
Staff-child ratio		1:10 or better	<input type="checkbox"/>
3-year-olds	NA		
4-year-olds	1:15		
Screening/referral	Locally determined;	Vision, hearing, health; and	<input type="checkbox"/>
and support services	and support services ⁴	at least 1 support service	
Meals	No meals required ⁵	At least 1/day	<input type="checkbox"/>
Monitoring	Other monitoring	Site visits	<input type="checkbox"/>

TOTAL BENCHMARKS MET

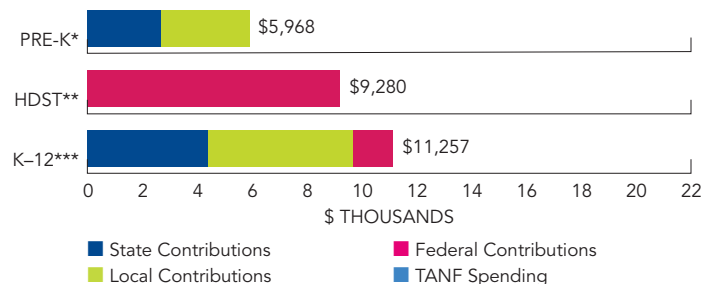
5

RESOURCES

Total state pre-K spending	\$13,326,853 ⁶
Local match required?	Yes
State spending per child enrolled	\$2,702
All reported spending per child enrolled*.....	\$5,968

* Pre-K programs may receive additional funds from federal or local sources that are not included in this figure.
^{**} Head Start per-child spending for the 2013-2014 year includes funding only for 3- and 4-year-olds served. Past years figured have unintentionally included funds for Early Head Start.
^{***} K-12 expenditures include capital spending as well as current operating expenditures. Data are for the '13-'14 school year, unless otherwise noted.

SPENDING PER CHILD ENROLLED



¹ Programs must operate a minimum of 10 hours per week to receive a per-pupil subsidy through the school funding formula. Some programs provide a full school day, 5-day program; some provide a part-day program and operate four half days with the fifth day used for home visits and teacher planning.
² In the 2012-2013 school year, all additional Head Start funds provided by the state of Maine were used to serve children ages 6 weeks to 36 months in Early Head Start programs.
³ If a district partners with a program holding a DHHS child care program license, ratios of 1:10 must be met.

⁴ A minimum of one annual parent conference or home visit is required. Programs are required to provide some comprehensive services, but specific services are determined locally.
⁵ While not required, most programs offer a snack and others offer breakfast and/or lunch. Programs that partner with Head Start must follow CACFP and Head Start requirements for meals. Schools providing meals meet USDA school meal guidelines.
⁶ In addition to Public Preschool Program funding, weighted funds are available for pre-K through grade 2. Included in this total is portion of this funding estimated to serve 4-year-olds.