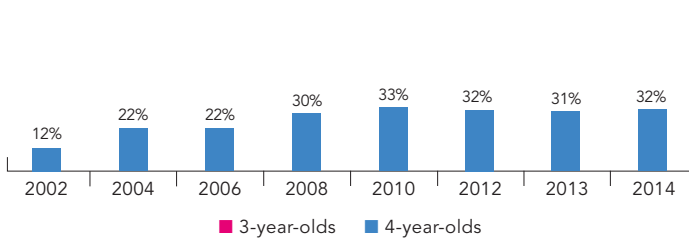
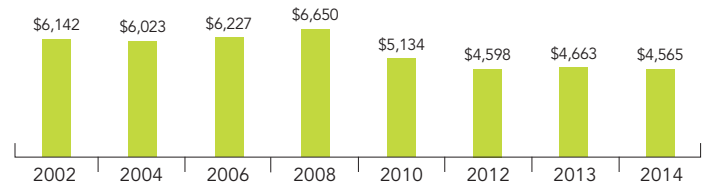


Louisiana

PERCENT OF STATE POPULATION ENROLLED*



STATE SPENDING PER CHILD ENROLLED*
(2014 DOLLARS)



In 1988, the Louisiana Department of Education established a goal that “children will enter kindergarten ready to learn.” That year, Louisiana began providing the Model Early Childhood Program preschool education services. This initiative ended in 1993 when matching annual appropriations for the program ended. To make up for the program, some local school districts began using the 8(g) Student Enhancement Block Grant Program to offer preschool programs to at-risk-4-year-olds. During the 2013-2014 school year, 66 of 70 districts were using these Block Grants, providing prekindergarten programs to 2,643 children. Enrollment priority is given to children from low-income families; children are qualified for the program if they are at risk of being “insufficiently ready for the regular school program.” To meet the initial goal, Louisiana operates two other state-funded preschool programs alongside the 8(g).

Louisiana’s largest pre-K program, The Cecil J. Picard LA4 Early Childhood Program (formerly LA4 and Starting Points) was established in 2001. In the 2013-2014 school year, 15,934 4-year-olds were enrolled. This state funded program is offered in most of Louisiana’s parishes as well as several charter schools and in one tribal school. Before- and after-school care is available, adding an additional possible 4 hours to the 6 hours of regular instruction. Four-year-olds eligible for free- or reduced- price lunch are also eligible to attend at no cost.

Also established in 2001, the Non-Public Schools Early Childhood Development program (NSECD) implemented a goal of reimbursing preschool tuition for enrolled children from families with incomes below 200 percent of the federal poverty level. With the implementation of Act 3 and the unification of Louisiana’s preschool programs, preschool tuition is now reimbursed for families 185 percent of the federal poverty level. Programs operate in 15 parishes throughout the state; though all parishes are have the opportunity to participate. NSECD programs are state-approved, privately run preschools offering a minimum of 6 hours of regular instruction per day and up to 4 hours of before- and after-school care.

An assessment of process quality and program impact/child outcomes for Louisiana’s three pre-K programs was conducted by the Cecil J. Picard Center for Child Development and Learning at the University of Louisiana-Lafayette in 2012-2013.

During the 2012 session, the Louisiana Legislature passed Act 3. This requires the formation of an early childhood system uniting multiple early education initiatives under the direction of the Department of Education in collaboration with other state agencies. This system will contain aligned program standards; a quality rating and improvement accountability system, in which all programs receiving state and/or federal funds will be required to participate; a unified professional development system; birth-through-five early learning and development standards; and a cross-agency integrated data system. In the 2013-2014 school year, the before- and after-care school services were discontinued, but the implementation of Act 3 will serve to create a statewide Early Care and Education Network to be piloted in 13 communities across the state. These local networks bring together public and nonpublic schools, child care, and Head Start. In the 2014-2015 school year, the state will expand the number of Community Network Pilots in order to move toward the full implementation of Act 3, scheduled for the 2015-2016 school year.

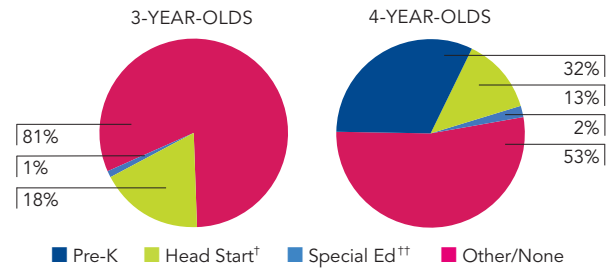
To document the contributions Louisiana makes to prekindergarten, we first present summary information reflecting the state’s overall performance through enrollment and state spending for all three programs. We then present additional details about the 8(g), the Cecil J. Picard LA4, and the NSECD programs. In 2014, Louisiana was awarded a competitive federal Preschool Development Grant for \$2.4 million.

STATE OVERVIEW

ACCESS

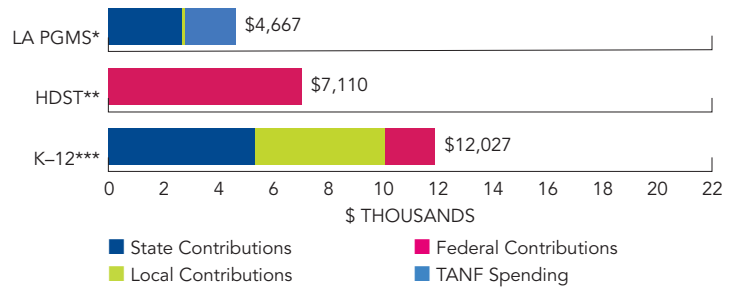
Total state program enrollment	19,871
Total state spending	\$90,248,459
State spending per child enrolled	\$4,565
All reported spending per child enrolled*	\$4,667

STATE PRE-K AND HEAD START ENROLLMENT AS PERCENTAGE OF TOTAL POPULATION



† Some Head Start children may also be counted in state pre-K.
 †† Estimates children in special education not also enrolled in state pre-K or Head Start.

SPENDING PER CHILD ENROLLED



* Pre-K programs may receive additional funds from federal or local sources that are not included in this figure.
 ** Head Start per-child spending for the 2013-2014 year includes funding only for 3- and 4-year-olds served. Past years figured have unintentionally included funds for Early Head Start.
 *** K-12 expenditures include capital spending as well as current operating expenditures. Data are for the '13-'14 school year, unless otherwise noted.

ACCESS RANKINGS

4-YEAR-OLDS

3-YEAR-OLDS

15

None Served

RESOURCES RANKINGS

STATE SPENDING

ALL REPORTED SPENDING

16

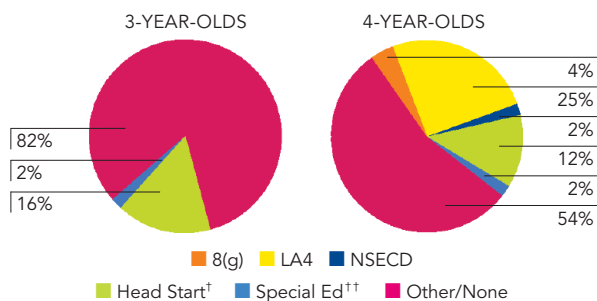
23

CECIL J. PICARD LA 4 EARLY CHILDHOOD PROGRAM

ACCESS

Total state program enrollment	15,934 ¹
School districts that offer state program	90% ²
Income requirement	No income requirement ³
Hours of operation	6 hours/day, 5 days/week
Operating schedule	Academic year
Special education enrollment, ages 3 and 4	4,965
Federally funded Head Start enrollment, ages 3 and 4	19,613
State-funded Head Start enrollment, ages 3 and 4	0

STATE PRE-K AND HEAD START ENROLLMENT AS PERCENTAGE OF TOTAL POPULATION



† Some Head Start children may also be counted in state pre-K.
 †† Estimates children in special education not also enrolled in state pre-K or Head Start.

QUALITY STANDARDS CHECKLIST

POLICY	STATE PRE-K REQUIREMENT	BENCHMARK	DOES REQUIREMENT MEET BENCHMARK?
Early learning standards	Comprehensive	Comprehensive	<input checked="" type="checkbox"/>
Teacher degree	BA	BA	<input checked="" type="checkbox"/>
Teacher specialized training	K, Nursery, Early Interventionist, PK-3rd, Noncategorical Preschool Handicapped, Practitioner's License ⁴	Specializing in pre-K	<input checked="" type="checkbox"/>
Assistant teacher degree	HSD or equivalent	CDA or equivalent	<input type="checkbox"/>
Teacher in-service	18 clock hours/year	At least 15 hours/year	<input checked="" type="checkbox"/>
Maximum class size		20 or lower	<input checked="" type="checkbox"/>
3-year-olds	NA		
4-year-olds	20		
Staff-child ratio		1:10 or better	<input checked="" type="checkbox"/>
3-year-olds	NA		
4-year-olds	1:10		
Screening/referral and support services	Vision, hearing, health; ⁵ and support services	Vision, hearing, health; and at least 1 support service	<input checked="" type="checkbox"/>
Meals	Lunch and snack	At least 1/day	<input checked="" type="checkbox"/>
Monitoring	Site visits and other monitoring	Site visits	<input type="checkbox"/>

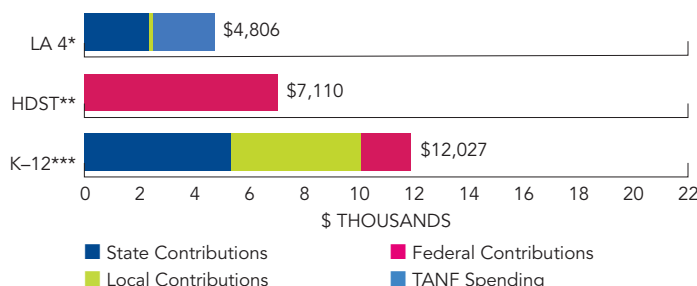
TOTAL BENCHMARKS MET

RESOURCES

Total state pre-K spending	\$74,576,140 ⁶
Local match required?	No
State spending per child enrolled	\$4,680 ⁶
All reported spending per child enrolled*	\$4,806

* Pre-K programs may receive additional funds from federal or local sources that are not included in this figure.
 ** Head Start per-child spending for the 2013-2014 year includes funding only for 3- and 4-year-olds served. Past years figured have unintentionally included funds for Early Head Start.
 *** K-12 expenditures include capital spending as well as current operating expenditures. Data are for the '13-'14 school year, unless otherwise noted.

SPENDING PER CHILD ENROLLED



¹ The total enrollment figure does not include 351 tuition-paying students and an additional 2,740 students funded from other sources.
² In addition to program availability in 64 of 71 school districts, 17 charter schools and one tribal school participate in the LA4 program.
³ There is no state-specified income requirement for eligibility as all age-eligible children may participate. Children who qualify for free or reduced-price lunch attend free of charge. Others may pay tuition, or school districts cover costs.
⁴ Teachers holding a Kindergarten license may be required to take additional coursework or demonstrate knowledge/competence to add an early childhood endorsement to their original license, permitting them to teach in pre-K without the parish/district/charter requesting a temporary out-of-field teaching authorization. Teachers may also qualify with an Elementary certification while working toward an approved early childhood certification for a maximum of 3 years.

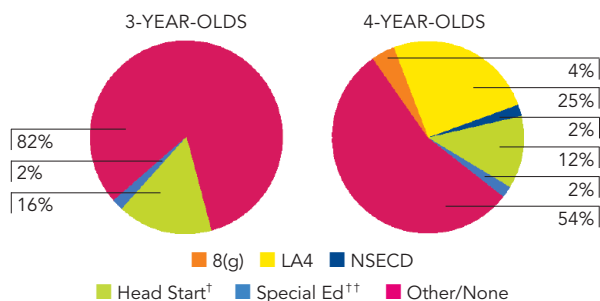
⁵ Developmental and other health screening and referral are determined locally. Support services include parent conferences or home visits, education services or job training for parents, parenting support or training, parent involvement activities, health services for children and parents, information about nutrition, referral to social services, and transition to kindergarten activities.
⁶ In addition to state funding, this amount includes \$36,455,768 in TANF discretionary funds.

LOUISIANA 8(g) STUDENT ENHANCEMENT BLOCK GRANT PROGRAM

ACCESS

Total state program enrollment	2,551
School districts that offer state program	94%
Income requirement	185% FPL ¹
Hours of operation	6 hours/day, 5 days/week
Operating schedule	Academic year
Special education enrollment, ages 3 and 4	4,965
Federally funded Head Start enrollment, ages 3 and 4	19,613
State-funded Head Start enrollment, ages 3 and 4	0

STATE PRE-K AND HEAD START ENROLLMENT AS PERCENTAGE OF TOTAL POPULATION



[†] Some Head Start children may also be counted in state pre-K.
^{††} Estimates children in special education not also enrolled in state pre-K or Head Start.

QUALITY STANDARDS CHECKLIST

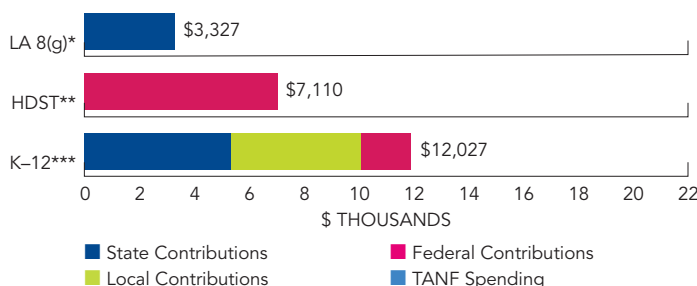
POLICY	STATE PRE-K REQUIREMENT	BENCHMARK	DOES REQUIREMENT MEET BENCHMARK?	
Early learning standards	Comprehensive	Comprehensive	<input checked="" type="checkbox"/>	<div style="border: 1px solid black; padding: 5px; text-align: center;"> TOTAL BENCHMARKS MET 7 </div>
Teacher degree	BA	BA	<input checked="" type="checkbox"/>	
Teacher specialized training	Early Interventionist, Nursery School, PK-3rd, Noncategorical Preschool Handicapped, Kindergarten ²	Specializing in pre-K	<input checked="" type="checkbox"/>	
Assistant teacher degree	HSD or equivalent (public) ³	CDA or equivalent	<input type="checkbox"/>	
Teacher in-service	18 clock hours/year	At least 15 hours/year	<input checked="" type="checkbox"/>	
Maximum class size		20 or lower	<input checked="" type="checkbox"/>	
3-year-olds	NA			
4-year-olds	20			
Staff-child ratio		1:10 or better	<input checked="" type="checkbox"/>	
3-year-olds	NA			
4-year-olds	1:10			
Screening/referral and support services	Vision, hearing, health; and support services ⁴	Vision, hearing, health; and at least 1 support service	<input type="checkbox"/>	
Meals	Lunch and snack	At least 1/day	<input checked="" type="checkbox"/>	
Monitoring	Site visits	Site visits	<input type="checkbox"/>	

RESOURCES

Total state pre-K spending	\$8,487,519
Local match required?	No
State spending per child enrolled	\$3,327
All reported spending per child enrolled*	\$3,327

* Pre-K programs may receive additional funds from federal or local sources that are not included in this figure.
 ** Head Start per-child spending for the 2013-2014 year includes funding only for 3- and 4-year-olds served. Past years figured have unintentionally included funds for Early Head Start.
 *** K-12 expenditures include capital spending as well as current operating expenditures. Data are for the '13-'14 school year, unless otherwise noted.

SPENDING PER CHILD ENROLLED



¹ The state does not set specific income-eligibility criteria but stipulates that priority be given to children from low-income families.
² Teachers holding a Kindergarten or Elementary license may be required to take additional coursework or demonstrate knowledge/competence to add an early childhood endorsement to their original license, permitting them to teach in pre-K without the parish/district/charter requesting a temporary out-of-field teaching authorization.

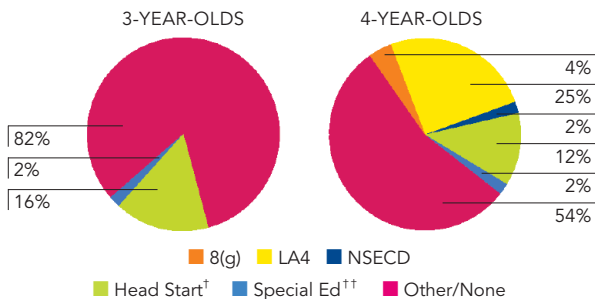
³ Teacher assistants must also have extended experiences assuming responsibility and care of children younger than age 5 and meet other district requirements.
⁴ Support services include education or support services for parents, parenting support or training, parent involvement activities, health services for children, referral to social services, and transition to kindergarten activities.

LOUISIANA NON-PUBLIC SCHOOLS EARLY CHILDHOOD DEVELOPMENT PROGRAM

ACCESS

Total state program enrollment	1,283
School districts that offer state program	23% (parishes)
Income requirement	185% FPL
Hours of operation	10 hours/day, 5 days/week ¹
Operating schedule	Academic year
Special education enrollment, ages 3 and 4	4,965
Federally funded Head Start enrollment, ages 3 and 4	19,613
State-funded Head Start enrollment, ages 3 and 4	0

STATE PRE-K AND HEAD START ENROLLMENT AS PERCENTAGE OF TOTAL POPULATION



[†] Some Head Start children may also be counted in state pre-K.
^{††} Estimates children in special education not also enrolled in state pre-K or Head Start.

QUALITY STANDARDS CHECKLIST

POLICY	STATE PRE-K REQUIREMENT	BENCHMARK	DOES REQUIREMENT MEET BENCHMARK?
Early learning standards	Comprehensive	Comprehensive	<input checked="" type="checkbox"/>
Teacher degree	BA	BA	<input checked="" type="checkbox"/>
Teacher specialized training	Early Interventionist, Nursery School, Kindergarten, PK-3rd, Noncategorical Preschool Handicapped ²	Specializing in pre-K	<input checked="" type="checkbox"/>
Assistant teacher degree	CDA ³	CDA or equivalent	<input checked="" type="checkbox"/>
Teacher in-service	18 clock hours/year ⁴	At least 15 hours/year	<input checked="" type="checkbox"/>
Maximum class size		20 or lower	<input checked="" type="checkbox"/>
3-year-olds	NA		
4-year-olds	20		
Staff-child ratio		1:10 or better	<input checked="" type="checkbox"/>
3-year-olds	NA		
4-year-olds	1:10		
Screening/referral and support services	Vision, hearing, health, psychological; behavioral, other; and support services ⁵	Vision, hearing, health; and at least 1 support service	<input checked="" type="checkbox"/>
Meals	Breakfast, lunch and snack	At least 1/day	<input checked="" type="checkbox"/>
Monitoring	Site visits and other monitoring	Site visits	<input checked="" type="checkbox"/>

TOTAL BENCHMARKS MET

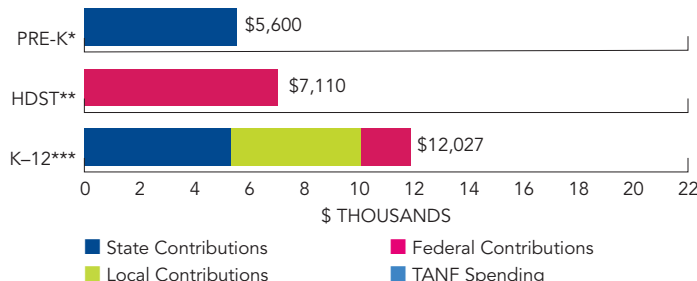
10

RESOURCES

Total state pre-K spending	\$7,184,800 ⁶
Local match required?	No
State spending per child enrolled	\$5,600
All reported spending per child enrolled*	\$5,600

* Pre-K programs may receive additional funds from federal or local sources that are not included in this figure.
 ** Head Start per-child spending for the 2013-2014 year includes funding only for 3- and 4-year-olds served. Past years figured have unintentionally included funds for Early Head Start.
 *** K-12 expenditures include capital spending as well as current operating expenditures. Data are for the '13-'14 school year, unless otherwise noted.

SPENDING PER CHILD ENROLLED



¹ The 10-hour day includes 6 hours of instruction and 4 hours of enrichment activities.
² Incumbent or new NSECD teachers must be certified in early childhood or working toward certification; those not already certified must have passed the Praxis I and taken all prerequisites to enroll in a Pre-K-3 or Early Interventionist alternate certification program. They must continually be enrolled and complete certification within three years of their hire date. Teachers who begin with a Kindergarten or Elementary Education certificate must become an Early Childhood certified teacher by either taking the Praxis II or completing 12 hours of coursework within 3 years of their hire date.
³ Since the 2007-2008 school year, only assistant teachers with at least a CDA or AA in early childhood education or family studies are hired. Incumbent assistant teachers must be enrolled in a CDA or early childhood AA program and maintain enrollment until completing the program within three years.

⁴ NSECD administrators, teachers, and teacher assistants are required to complete the NSECD Foundation/Curriculum Development training and attend a three-day regional training during the school year, in addition to completing 18 clock hours of professional development.
⁵ Support services include parenting support or training, parent involvement activities, health services for children, referral to social services, and transition to kindergarten activities. Other support services are determined locally, as are developmental and dental screening and referrals.