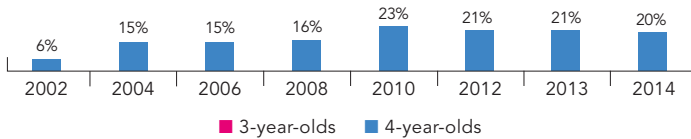
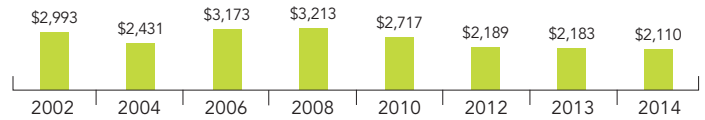


Kansas

PERCENT OF STATE POPULATION ENROLLED*



STATE SPENDING PER CHILD ENROLLED* (2014 DOLLARS)



There are two state-funded pre-K programs supported by Kansas. The first program, established in 1998, is the Kansas State Prekindergarten Program, formerly known as the Four-Year-Old At-Risk Program. The program provides funding to public schools directly, although schools may subcontract with community-based organizations to provide services. School districts receive 50 percent of the Base Student Aid per pupil as per the state’s K-12 funding formula. If applicable, they also receive weighting for transportation, serving at-risk population, and/or local option budget. Eligibility for the program requires that children must meet, at minimum, one of the eight risk factors: eligibility for free lunch (130 percent FPL), academic or developmental delay based upon validated assessments, English Language Learner status, migrant status, a parent lacking a high school diploma or GED, having a single parent or a teen parent, or a referral from the Department for Children and Families agency. Child inventories on randomly selected children in each classroom, as well as classroom and parent surveys, are among collected data via a new web application.

The Kansas Preschool Program, formerly known as the Pre-K Pilot Program, was first offered in 2006-2007 program year and is funded with tobacco dollars from the Master Settlement Agreement. The program is operated by the Kansas State Department of Education and is presently accessible in 14 out of 105 counties. Grants are awarded to school districts and non-profit community partnerships or community agencies on behalf of a coalition of service providers. At least 50 percent of the children enrolled must meet either one of the At-Risk program risk factors above or one of the alternate risk factors; these factors include being referred by an early childhood organization, qualifying for reduced price lunch (185% FPL), or having a parent on active military duty. The other half must be eligible according to standards set by local programs. In 2013-2014, program sites began participating in the Multi-Tiered System of Supports (MTSS), receiving technical assistance and support from KSDE throughout the year. The initial support focused on increased collaboration at the community level and data-driven decision making. The collaboration was assessed through a survey completed by leadership team members. A continued focus is around strengthening the intentionality of teaching and the improvement of child learning and development—using data to drive decisions and learning to analyze data (training and TA will begin in 2014-15). As of the 2013-2014 school year, both Kansas programs are using the 2013 Kansas Early Learning Standards, which are aligned with Kansas College and Career Ready Standards, K-12.

An evidence-based home visiting program is currently under development for Kansas Preschool Program sites. The program was planned in the 2013-2014 school year, and will be implemented the following school year. This program requires collaboration among parent educators, parents, and classroom teachers, data collection by a trained parent educator, group visits and home visits.

The Parents as Teacher Program is also funded by the state of Kansas. The program serves children from prenatal to 3 years and their families. Managed by the Kansas State Department of Education, the program offers services through local school districts and coordination with other communities.

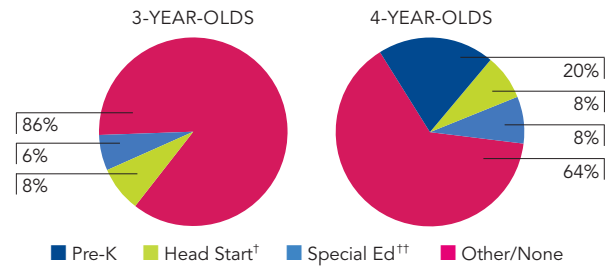
The first two pages of this profile address the general assistance and commitment to prekindergarten in Kansas, including enrollment and spending for both the State Pre-Kindergarten Program and the Kansas Preschool Program. The third page centers solely on the State Pre-Kindergarten Program while the last page discusses the Kansas Preschool program.

STATE OVERVIEW

ACCESS

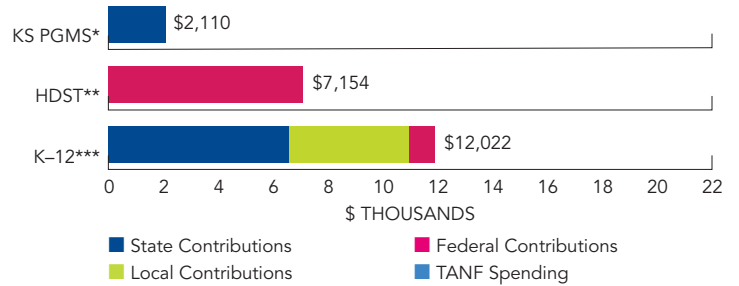
Total state program enrollment	8,514
Total state spending	\$17,441,983
State spending per child enrolled	\$2,110
All reported spending per child enrolled*	\$2,110

STATE PRE-K AND HEAD START ENROLLMENT AS PERCENTAGE OF TOTAL POPULATION



† Some Head Start children may also be counted in state pre-K.
 †† Estimates children in special education not also enrolled in state pre-K or Head Start.

SPENDING PER CHILD ENROLLED



* Pre-K programs may receive additional funds from federal or local sources that are not included in this figure.
 ** Head Start per-child spending for the 2013-2014 year includes funding only for 3- and 4-year-olds served. Past years figured have unintentionally included funds for Early Head Start.
 *** K-12 expenditures include capital spending as well as current operating expenditures. Data are for the '13-'14 school year, unless otherwise noted.

ACCESS RANKINGS

4-YEAR-OLDS

3-YEAR-OLDS

25

None Served

RESOURCES RANKINGS

STATE SPENDING

ALL REPORTED SPENDING

38

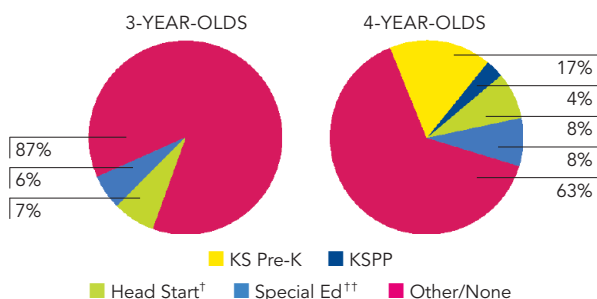
38

KANSAS PRESCHOOL PROGRAM

ACCESS

Total state program enrollment	1,159
School districts that offer state program	13% (counties/parishes) ¹
Income requirement	No income requirement ²
Hours of operation	Determined locally ³
Operating schedule	Determined locally ³
Special education enrollment, ages 3 and 4	6,790
Federally funded Head Start enrollment, ages 3 and 4	6,397
State-funded Head Start enrollment, ages 3 and 4	0

STATE PRE-K AND HEAD START ENROLLMENT AS PERCENTAGE OF TOTAL POPULATION



† Some Head Start children may also be counted in state pre-K.
 †† Estimates children in special education not also enrolled in state pre-K or Head Start.

QUALITY STANDARDS CHECKLIST

POLICY	STATE PRE-K REQUIREMENT	BENCHMARK	DOES REQUIREMENT MEET BENCHMARK?
Early learning standards	Comprehensive	Comprehensive	<input checked="" type="checkbox"/>
Teacher degree	BA ⁴	BA	<input checked="" type="checkbox"/>
Teacher specialized training	EE, EE with EC endorsement, EC, EC SpEd, EC Unified, EC Unified ⁴	Specializing in pre-K	<input type="checkbox"/>
Assistant teacher degree	CDA	CDA or equivalent	<input checked="" type="checkbox"/>
Teacher in-service	15 clock hours/year	At least 15 hours/year	<input checked="" type="checkbox"/>
Maximum class size		20 or lower	<input checked="" type="checkbox"/>
3-year-olds	NA		
4-year-olds	20		
Staff-child ratio		1:10 or better	<input checked="" type="checkbox"/>
3-year-olds	NA		
4-year-olds	1:10		
Screening/referral and support services	Vision, hearing; and support services ⁵	Vision, hearing, health; and at least 1 support service	<input type="checkbox"/>
Meals	Snack (part-day); Lunch and one snack (school day)	At least 1/day	<input type="checkbox"/>
Monitoring	Other monitoring	Site visits	<input type="checkbox"/>

TOTAL BENCHMARKS MET

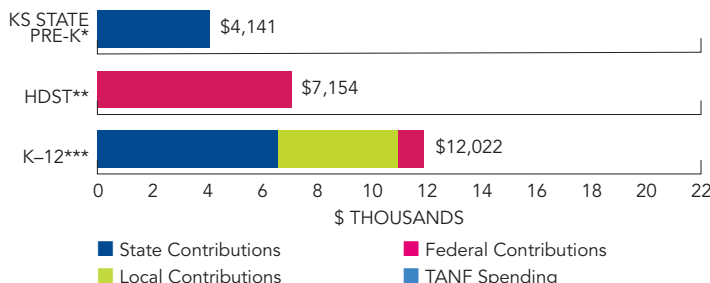
6

RESOURCES

Total state pre-K spending	\$4,799,812
Local match required?	No
State spending per child enrolled	\$4,141
All reported spending per child enrolled*	\$4,141

* Pre-K programs may receive additional funds from federal or local sources that are not included in this figure.
 ** Head Start per-child spending for the 2013-2014 year includes funding only for 3- and 4-year-olds served. Past years figured have unintentionally included funds for Early Head Start.
 *** K-12 expenditures include capital spending as well as current operating expenditures. Data are for the '13-'14 school year, unless otherwise noted.

SPENDING PER CHILD ENROLLED



¹ The Pre-K Program was provided in 12 sites this year, serving 14 counties. The program does include some children in the Kansas State Prekindergarten Program.
² Fifty percent of children must meet one of the risk factors, which includes eligibility for free or reduced-price lunch. Priority for enrollment includes low parent education, non-English speaking family, teen parent, parent on active military duty, referrals of at-risk 4-year-olds from early childhood programs, developmentally or academically delayed based on assessments, Department of Children and Families referral, or early childhood referral. Eligibility for the other fifty percent of children is determined locally.
³ Programs must provide 465 hours per year of education, but the actual schedule is determined locally. Most programs are approximately three hours per day, five days a week. Most sites operate on an academic year calendar, but some programs, such as Head Start and child care centers, may be on a 12 month cycle.

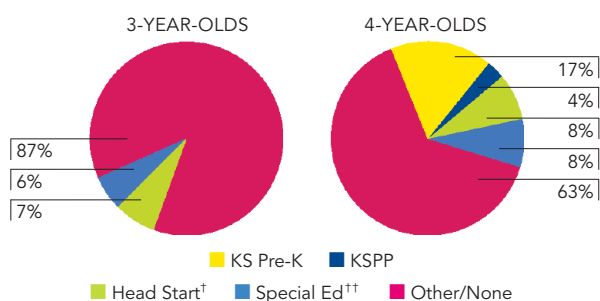
⁴ Lead teachers in nonpublic settings must have an AA in early childhood education or closely related field and have a plan on file to get a BA within 5 years of becoming a state pre-K site. Lead teachers in public settings must have a BA. As of the 2013-2014 school year, teachers in all settings are required to be licensed in early childhood education. For this year only, teachers with a license in elementary education who have taught the last two years in an early childhood classroom can be a teacher in the Kansas Preschool Program.
⁵ The grant does not require screenings and referrals. All sites have different models so the actual requirements are locally determined. However, hearing and vision tests are required in both public schools and Head Start settings. This policy does not meet NIEER's benchmark requirement.

KANSAS STATE PREKINDERGARTEN PROGRAM

ACCESS

Total state program enrollment	7,109
School districts that offer state program	63%
Income requirement	130% FPL ¹
Hours of operation	3 hours/day, determined locally ²
Operating schedule	Academic year
Special education enrollment, ages 3 and 4	6,790
Federally funded Head Start enrollment, ages 3 and 4	6,397
State-funded Head Start enrollment, ages 3 and 4	0

STATE PRE-K AND HEAD START ENROLLMENT AS PERCENTAGE OF TOTAL POPULATION



[†] Some Head Start children may also be counted in state pre-K.
^{††} Estimates children in special education not also enrolled in state pre-K or Head Start.

QUALITY STANDARDS CHECKLIST

POLICY	STATE PRE-K REQUIREMENT	BENCHMARK	DOES REQUIREMENT MEET BENCHMARK?
Early learning standards	Comprehensive	Comprehensive	<input checked="" type="checkbox"/>
Teacher degree	BA (public) ³	BA	<input checked="" type="checkbox"/>
Teacher specialized training	EC endorsement/EE; EC; EC Unified; Early Childhood SpEd ³	Specializing in pre-K	<input type="checkbox"/>
Assistant teacher degree	CDA or highly qualified	CDA or equivalent	<input checked="" type="checkbox"/>
Teacher in-service	15 clock hours/year	At least 15 hours/year	<input checked="" type="checkbox"/>
Maximum class size		20 or lower	<input checked="" type="checkbox"/>
3-year-olds	NA		
4-year-olds	20		
Staff-child ratio		1:10 or better	<input checked="" type="checkbox"/>
3-year-olds	NA		
4-year-olds	1:10		
Screening/referral and support services	Vision, hearing, developmental; and support services ⁴	Vision, hearing, health; and at least 1 support service	<input type="checkbox"/>
Meals	Snack	At least 1/day	<input type="checkbox"/>
Monitoring	Other monitoring	Site visits	<input type="checkbox"/>

TOTAL BENCHMARKS MET

6

RESOURCES

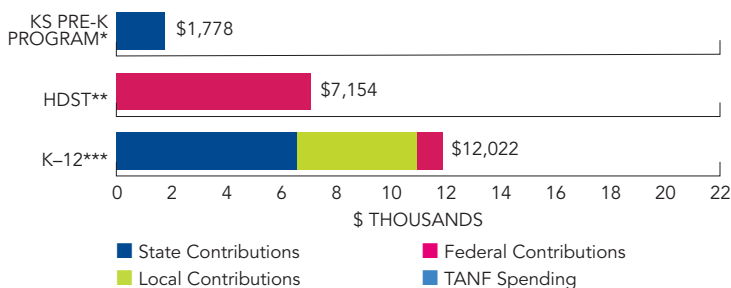
Total state pre-K spending	\$12,642,171
Local match required?	No
State spending per child enrolled	\$1,778
All reported spending per child enrolled*	\$1,778

* Pre-K programs may receive additional funds from federal or local sources that are not included in this figure.

** Head Start per-child spending for the 2013-2014 year includes funding only for 3- and 4-year-olds served. Past years figured have unintentionally included funds for Early Head Start.

*** K-12 expenditures include capital spending as well as current operating expenditures. Data are for the '13-'14 school year, unless otherwise noted.

SPENDING PER CHILD ENROLLED



¹ Eligibility for free lunch is one of eight risk factors used to determine eligibility for this program. Every child must have at least one risk factor.

² Programs must provide 465 hours per year of education, but the actual schedule is determined locally. Most programs are approximately 3 hours per day, 5 days a week.

³ Teachers must have a current license. An early childhood license is recommended.

⁴ While schools are required to screen, referral is not listed as a required process. However many programs do refer. Students must have a documented health assessment from a medical professional before entering the program, though screening is not provided through the program itself.