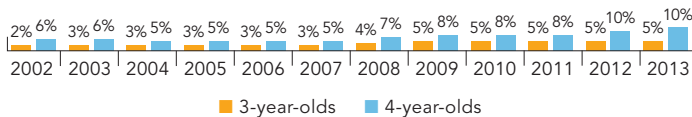
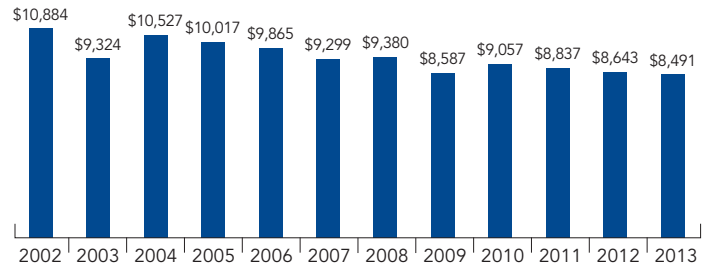


Oregon

PERCENT OF STATE POPULATION ENROLLED



STATE SPENDING PER CHILD ENROLLED (2013 DOLLARS)



The Oregon Head Start Prekindergarten program was established in 1987 to provide comprehensive child and family development services for 3- and 4-year-old children from low-income families. Beginning in 1992, a state-federal partnership supporting a collaborative Head Start and state prekindergarten system was formalized between the Region X Office of Head Start and the Oregon Department of Education, thereby expanding enrollment to serve additional Head Start-eligible children.

Oregon Head Start Prekindergarten programs operate with federal and/or state funds. General fund dollars are allocated on a biennial basis by the state legislature, to provide state funding for the program. In the preceding biennium, all state agencies had a 9 percent funding cut, but state funding for the program was increased by \$11 million for the 2011-2012 school year, and kept level for 2012-2013.

Funding for the Oregon Head Start Prekindergarten program is available to a number of organizations. All federal Head Start grantees in Oregon have been awarded state prekindergarten funds through a competitive state-wide grant process to increase enrollment. Competitive state prekindergarten funds have also been awarded to non-sectarian private and public organizations that do not receive federal Head Start funding, including public schools, private agencies, community action agencies, government agencies, and colleges and universities. Approximately 13 percent of children were served in public schools, 86 percent in Head Start classrooms, and the remainder in a variety of other settings. Oregon Head Start Prekindergarten programs ensure children receive services in inclusive settings; 18 percent of students receive special education services in regular classrooms. All programs must adhere to federal Head Start Performance Standards and meet monitoring requirements.

In 2012, the Head Start Child Development Early Learning Framework (HSCDELFF) replaced the state Early Childhood Foundations for Children Birth to Five early learning standards, which had been in place since 2007. The HSCDELFF are currently being aligned with the Common Core State Standards for K–12. Starting in July 2012, the Oregon Department of Education required all State Head Start Prekindergarten programs to use Teaching Strategies GOLD as their developmental assessment tool. To date, no formal assessment of the Oregon Head Start Prekindergarten program has been conducted.

The Oregon Department of Education Program monitors program quality through ongoing communication with grantees and the Regional Office of Head Start. All grantees receive on-site triennial evaluations either through the Oregon Department of Education and/or the Office of Head Start. Additional site visits are conducted as needed. All children enrolled in Oregon Head Start Prekindergarten programs, regardless of funding source, receive unique identifier numbers so that children’s developmental progress can be followed as they enter the K–12 system. Oregon was one of five states funded in the second round of federal Race to the Top-Early Learning Challenge in 2012.

| ACCESS RANKINGS | |
|-----------------|-------------|
| 4-YEAR-OLDS | 3-YEAR-OLDS |
| 31 | 13 |

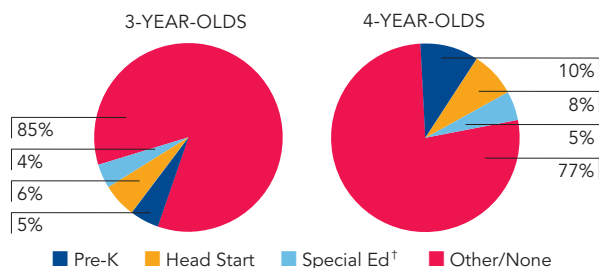
| RESOURCES RANKINGS | |
|--------------------|-----------------------|
| STATE SPENDING | ALL REPORTED SPENDING |
| 5 | 6 |

OREGON HEAD START PREKINDERGARTEN

ACCESS

| | |
|--|--|
| Total state program enrollment | 7,184 |
| School districts that offer state program | 100% |
| Income requirement | 80% or 90% must be at or below 100% FPL ¹ |
| Hours of operation | Determined locally ² |
| Operating schedule | Academic year ² |
| Special education enrollment, ages 3 and 4 | 6,416 |
| Federally funded Head Start enrollment, ages 3 and 4 | 6,580 |
| State-funded Head Start enrollment, ages 3 and 4..... | 7,185 ³ |

STATE PRE-K AND HEAD START ENROLLMENT AS PERCENTAGE OF TOTAL POPULATION



[†] This is an estimate of children in special education who are not enrolled in state-funded pre-K or Head Start.

QUALITY STANDARDS CHECKLIST

| POLICY | STATE PRE-K REQUIREMENT | BENCHMARK | DOES REQUIREMENT MEET BENCHMARK? |
|------------------------------------|---|---|-------------------------------------|
| Early learning standards | Comprehensive | Comprehensive | <input checked="" type="checkbox"/> |
| Teacher degree | BA (public); AA (nonpublic) ⁴ | BA | <input type="checkbox"/> |
| Teacher specialized training | ECE Endorsement, with or without SpEd, Pre-K-K (public); ⁴ AA in ECE or CD (nonpublic) | Specializing in pre-K | <input checked="" type="checkbox"/> |
| Assistant teacher degree..... | HSD ⁴ | CDA or equivalent | <input type="checkbox"/> |
| Teacher in-service | 15 clock hours/years | At least 15 hours/year | <input checked="" type="checkbox"/> |
| Maximum class size..... | | 20 or lower | <input checked="" type="checkbox"/> |
| 3-year-olds |17 | | |
| 4-year-olds |20 | | |
| Staff-child ratio | | 1:10 or better | <input checked="" type="checkbox"/> |
| 3-year-olds |2:17 | | |
| 4-year-olds |1:10 | | |
| Screening/referral | Vision, hearing, health, dental, and support services | Vision, hearing, health; and at least 1 support service | <input checked="" type="checkbox"/> |
| Meals | Depends on length of program day ⁶ | At least 1/day | <input checked="" type="checkbox"/> |
| Monitoring | Site visits and other monitoring | Site visits | <input checked="" type="checkbox"/> |

TOTAL BENCHMARKS MET

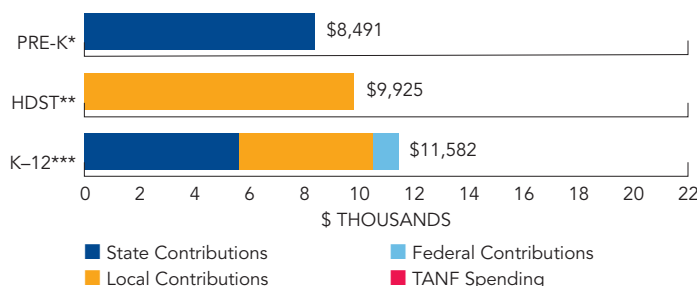
8

RESOURCES

| | |
|--|---------------------------|
| Total state pre-K spending | \$61,000,000 ⁷ |
| Local match required? | No |
| State spending per child enrolled | \$8,491 |
| All reported spending per child enrolled*..... | \$8,491 |

* Pre-K programs may receive additional funds from federal or local sources that are not included in this figure.
^{**} Head Start per-child spending for the 2012-2013 year includes funding only for 3- and 4-year-olds served. Past years figured have unintentionally included funds for Early Head Start.
^{***} K-12 expenditures include capital spending as well as current operating expenditures. Data are for the '12-'13 school year, unless otherwise noted.

SPENDING PER CHILD ENROLLED



¹ If a grantee has both federal Head Start and state pre-K funding, 90 percent of children must meet the income requirement. If a grantee only has state pre-K funding, 80% of children must meet the income requirement. In addition, effective as of December 2007, 35 percent of enrollment may be children whose family incomes are between 100% and 130% FPL after priority is given to children at 100% or below FPL.

² Oregon defines "part-day" services as 6 hours or less per day which does not fully align with NIEER definitions for part- (4 hours or less), school- (4-8 hours), and extended-day (more than 8 hours) services. Programs must offer at least 3.5 hours per day for a minimum of 32 weeks per year, plus required home visits at 1.5 hours each. Most programs operate 3.5 to 4 hours per day, 3 or 4 days per week, plus required home visits for a school year using state funding, although many operate for a 6 hour school day. School- and extended-day programs (more than 6 hours) are supported with other funding.

³ This number represents enrollment in the Oregon Head Start Prekindergarten program. All state-funded Head Start enrollment operates through this program.

⁴ In public schools, lead teachers must have a BA, a teaching license, and 15 ECE credits. In nonpublic schools, half of grantee teachers must have at least an AA or higher in ECE or a

related credential, with a minimum of 15 credits in ECE. Teachers in nonpublic settings who do not have an AA must have a CDA. The Head Start Reauthorization Act of 2007 required that by the 2011-2012 school year, all lead teachers must have at least an AA; by September 2013, 50 percent must have at least a BA. By 2013, all assistant teachers must have at least a CDA or be enrolled in a program to receive a CDA, AA, or BA within two years.

⁵ Support services include parent conferences or home visits, parent education or job training, parenting support or training, parent involvement activities, health services for parents and children, information about nutrition, referral to social services, transition to kindergarten activities, and mental health services.

⁶ Programs are required to offer meals and snacks that provide at least one-third of the child's daily nutritional needs. In addition to lunches for all children, morning programs offer breakfast to all children, and afternoon programs offer snacks to all children.

⁷ This figure represents the state contribution to the Oregon Head Start Prekindergarten program, which is a state-funded Head Start model. All state pre-K spending is therefore directed toward Head Start programs.